

STUDENT TEXT

American Language Course

Second Edition

Book I

Defense Language Institute
English Language Center

Preface

The *American Language Course* (ALC) is a comprehensive, multilevel language program for teaching English for vocational and professional purposes. It is designed primarily for intensive English language training in a classroom setting, but can easily be adapted for slower-paced instruction. The ALC's curriculum has been developed by the Defense Language Institute English Language Center (DLIELC), which is a US Department of Defense school under the operational control of the US Air Force. The primary focus of the ALC is to provide a language curriculum for a diverse international military population. To that end, the course includes not only general English topics, but also military topics of a general nature highlighting the typical language military personnel will encounter in their professional and vocational career fields. The ALC has, however, also been very successfully used in non-military learning environments and in US high schools with immigrant student populations.

Course components

The coordinated instructional packages for Books 1–30 consist of the following:

- Student text (ST)
- Instructor text (IT)
- Homework and evaluation exercises booklet (HW and EE)
- Audio recordings (tape or CD)
- Language laboratory activities student text (LLAST)
- Language laboratory activities instructor text with audio scripts (LLAIT)
- Computer-delivered interactive multimedia instruction (IMI) for Levels I-IV
- Quiz kit
- Optional training aids

Inquiries and orders

Please address inquiries and requests for more information about DLIELC publications to

DLIELC/LESL
2235 Andrews Avenue
Lackland Air Force Base, Texas 78236-5259
E-mail: LESL@lackland.af.mil

© 2003 by Defense Language Institute English Language Center and its licensors. Notice of Rights: All rights reserved. No part of this book may be reproduced or transmitted in any form or by any means, electronic, mechanical, photocopying, recording, or otherwise, without the prior written permission of the publisher.

This book supersedes *ALC Book 1 Student Text*, January 1991.

Second Edition, January 2003

Fourth Printing, June 2006

ALC Book 1: Scope and Sequence, Lessons 1 – 5

Lesson	Vocabulary	Functions	Grammatical Structures	Skills
1	<i>The classroom</i> <ul style="list-style-type: none"> > Vocabulary for the classroom > Numbers 0 - 20 > Alphabet A - G 	<ul style="list-style-type: none"> > Greeting and leave-taking > Introducing yourself or someone else > Asking about classroom items 	This is a (<u>noun</u>). > It's a (<u>noun</u>). > my/your > this/that > What's this? > What's that? > What's your name?	<ul style="list-style-type: none"> > Responding to commands and requests > Identifying syllables > Mimicking word and sentence intonation
2	<i>Bob's a barber.</i> <ul style="list-style-type: none"> > Talking about jobs > Numbers 21 - 100 > Alphabet H - P > Spelling names and words 	<ul style="list-style-type: none"> > Introductions > Asking the names of other people 	> I/you > his/her > plurals > these/those > What are these? > What are those? > What's his name?	<ul style="list-style-type: none"> > Responding to negative commands > Identifying syllables > Mimicking sentence intonation
3	<i>Is he a teacher?</i> <ul style="list-style-type: none"> > American money > Alphabet Q - Z 	<ul style="list-style-type: none"> > Asking for and giving personal data 	> Pronouns: he, she, they, we, you > Negative sentences > Yes/no questions > Short answers	<ul style="list-style-type: none"> > Identifying syllables > Mimicking sentence intonation
4	<i>Today is Thursday.</i> <ul style="list-style-type: none"> > The time of day > Days of the week 	<ul style="list-style-type: none"> > Asking for the time and the day of the week 	> Yes/no questions > Long answers > Place prepositions: on, in, under > Time preposition: at	<ul style="list-style-type: none"> > Identifying syllables > Identifying word stress patterns
5	Review Lesson 5 reviews all vocabulary and structures introduced in Lessons 1 - 4.			

Notes to the Student

The American Language Course focuses on four components of language acquisition: *vocabulary*, *grammar*, *language functions*, and *skills*.

- The lessons present *vocabulary* (individual words as well as expressions) that the learner needs to understand and use in order to communicate effectively in English. Each new lesson builds on the vocabulary of the previous lessons. The language included is appropriate for learners working in professional and vocational contexts. A significant feature of the General English phase of the ALC is that military vocabulary is included wherever applicable.
- The presentation of *grammar* is carefully sequenced. The grammatical structures presented in the lessons are the forms a language learner needs in order to speak and write English correctly. New grammar is often depicted in charts or tables that serve to focus the learner's attention on the particular structure being presented.
- Language *functions* are the ways we use a language to communicate. In each lesson, exercises that focus on functions show the learner *how* and *when* to use certain words, phrases, and sentences.
- In addition, *skills* exercises interspersed throughout the lessons focus on developing the learner's language proficiency in listening, speaking, reading, and writing.


The Scope and Sequence chart located on the previous page shows the content that makes up the current book. The four columns on the chart outline the new material as it is related to the language acquisition components described above. A lesson begins with a table of contents followed by a preview page. The preview page provides at a glance a summary of the new material presented in the lesson. Each ALC book has four lessons introducing new material and one review lesson. These are followed by a homework section and daily evaluation exercises. Various appendices are also included in the book.

The homework and the evaluation exercises are at the back of this text. Students will require about two hours to complete the daily homework assignments. The evaluation exercises are short quizzes that will serve to give both the teacher and the student feedback on how well the previously instructed material has been learned. Evaluation exercises should be assigned after each lesson is completed.

The appendices can be found after the fifth lesson. Appendix A provides an alphabetical list of new vocabulary presented in this book. The number of the lesson in which each word or phrase is introduced is provided next to the entry. Appendix B presents a listing of grammatical structures introduced in the book; a lesson number is provided along with each entry for easy reference. The other appendices are included as reference materials.

LESSON 1:	The classroom	1
LESSON 2:	Bob's a barber.	23
LESSON 3:	Is she a teacher?	45
LESSON 4:	Today is Thursday.	77
LESSON 5:	Review	99
APPENDICES:		
A:	Word list	109
B:	Structure list	111
C:	Flash Cards	113
D:	The English alphabet	115
E:	American English sounds	117
F:	List of contractions	119
G:	Transparency masters	121
	Alphabet A – G; B1L1#1	123
	Numbers 0 – 20; B1L1#2	125
	Alphabet A – P; B1L2#1	127
	Numbers 0 – 100; B1L2#2	129
	Alphabet A – Z; B1L3#1	131
HOMEWORK:	HW – 1
EVALUATION EXERCISES:	EE – 1

1



The Classroom

GREETINGS and INTRODUCTIONS:	What's your name?3
	Nice to meet you.4
VOCABULARY:	The classroom6
GRAMMAR:	Simple questions and answers8
ALPHABET:	Listen, read, and write the letters.10
	The letters A – G11
GRAMMAR:	Giving commands – look, listen, and repeat12
NUMBERS:	The numbers 0 – 2014
GRAMMAR:	Demonstrative pronouns – this/that16
	Possessive adjectives – my/your18
PRONUNCIATION:	Counting syllables and practicing intonation20
PERFORMANCE CHECK:	Circle the words you hear.22

NEW VOCABULARY**Nouns**

alphabet
board
book
capital letter
chair
classroom
clock
desk
door
example
lab
letter
map
name
notebook
number
page
pen
pencil
picture

small letter
table
window
word

Verbs

circle
close
go (to)
is
listen (to)
look (at)
open
repeat
sit (down)
stand (up)
turn (off)
turn (on)
write

Numbers

0 – 20
zero – twenty

Other words

a
A – G; a – g
it
it's
my
please
sir
that
that's
the
this
to
what
what's
your

NEW GRAMMAR STRUCTURES

This is a book.
What's this?
What's that?
That's a pen.
This is a pencil.
It's a notebook.
Listen.
Please open the door.

USEFUL PHRASES

Hello.
Good morning.
Good afternoon.
How are you?
Fine, thanks.
See you later.
Okay.
Goodbye.
What's your name?
My name is:
My name's:

Greetings

What's your name?



Jim: Good morning. My name is Jim Smith. What's your name?

Tom: My name's Tom Robertson. Nice to meet you, Jim. Please call me Tom.

Jim: Nice to meet you, Tom.

Maj Nelson: Hello. My name's Major Bob Nelson. What's your name?

Cpt Sims: Good afternoon, sir. My name's Captain Susan Sims.

Maj Nelson: Good afternoon, Captain Sims. Nice to meet you.



EXERCISE

Greet your classmates.

Hello. My name's _____.
What's your name?

My name's _____.

Introductions

Nice to meet you.



Mary: Sam, this is John Martin.

John, this is Sam Bishop.

John: Hello, Sam. How do you do?

Sam: Hello, John. Glad to meet you.

John: How are you, Mary?

Mary: Fine, thanks.

John: This is my classroom. See you later.

Mary: Okay, John. Goodbye.

EXERCISE A Introduce your classmates to each other.

_____, this is _____.
_____, this is _____.

Hello, _____.

Hello, _____.

EXERCISE B Put the words in the correct order.

1. to / Nice / you / meet _____
2. My / John Smith / name's _____
3. Sam / is / This _____
4. name / your / What's / ? _____

EXERCISE C Read. Then write the missing words.

Robert: Hello. My _____ Robert Jones.

What's _____ name?

Helen: Helen Stone. Nice to meet you, Robert.

David: _____. My name's David Smith.

_____ your _____?

Susan: _____ name's Susan Oliver.

EXERCISE D Listen. Then put the conversation in the correct order.

Number 1 is an example.

_____ 1 Hello. My name's Captain Stock. What's your name?

_____ Hello, Captain Bell.

_____ Fine, thanks. Captain Bell, this is Captain Jones.

_____ Hello, Captain Stock. How are you?

_____ Hello, Captain Jones. Nice to meet you.

_____ My name's Captain Jones.

_____ Hello, Captain Bell. It's nice to meet you, too.


❖ The basic sentence pattern

This	is	Sam. Major Nelson. a classroom.
------	----	---------------------------------------

Vocabulary

The classroom

Listen and repeat the sentences.



This is a book.



This is a pen.



This is a notebook.



This is a pencil.



This is a clock.



This is a desk.



This is a chair.



This is a table.



This is a classroom.




This is a lab.



This is a board.



This is a window.



This is a door.




This is a map.



This is a letter.




This is a number.



This is a picture.



This is a word.



This is a page.

Grammar

Simple questions and answers

❖ Yes/no questions with affirmative responses

1. Is this a notebook?



Yes, it is.

2. Is this a pen?



Yes, it is.

3. Is this a chair?



Yes, it is.

4. Is this a pencil?



Yes, it is.

❖ Yes/no questions with negative responses

1. Is this a notebook?



No, it isn't.

2. Is this a pen?



No, it isn't.

3. Is this a chair?



No, it isn't.

4. Is this a window?



No, it isn't.

❖ Or questions with responses

1. Is this a book or a notebook?



It's a book.

2. Is this a pen or a pencil?



It's a pencil.

3. Is this a door or a window?



It's a window.

4. Is this a map or a clock?



It's a map.

❖ What questions with responses

1. What is this?



It's a pen.

2. What is this?



It's a book.

3. What is this?



It's a chair.

4. What is this?



It's a pencil.

The Alphabet

Listen, read, and write the letters.

a b c d e f g h i j k l m
n o p q r s t u v w x y z

❖ The letters above are *small* or lowercase letters. The letters below are *capital* or uppercase letters.

A B C D E F G H I J K L M
N O P Q R S T U V W X Y Z

EXERCISE A Write the small letters of the alphabet on these lines.

EXERCISE B Write the capital letters of the alphabet on these lines.

The letters A – G

a b c d e f g
A B C D E F G

EXERCISE C Circle the letters you hear.

EXAMPLE:

e B C a

1. D A b F

4. g E B d

2. G e C f

5. c D a G

3. c b E C

6. D c b F

EXERCISE D Write the letters you hear.

EXAMPLE: A a

1. _____

2. _____

3. _____

4. _____

5. _____

6. _____


7. _____

Grammar


Giving commands – look, listen, and repeat




Stand up.




Sit down.




Open the book.



Close the book.



Turn on the light.




Turn off the light.



Go to the board.



Look at the board.



Circle the letter.



Listen to the teacher.



Repeat the word.



Write the word.

EXERCISE

Work with a partner. Then tell your classmate what to do.

Select a word from column A and one from column B. Then tell your partner what to do.

EXAMPLE: circle / number **Circle the number.**

A	B
close	classroom
go (to)	door
look (at)	letter
open	number
repeat	window
write	word
circle	page

Numbers

The numbers 0 – 20

❖ The numbers 0 – 10

0 zero

1	one	6	six
2	two	7	seven
3	three	8	eight
4	four	9	nine
5	five	10	ten

❖ The numbers 11 – 20

11	eleven	16	sixteen
12	twelve	17	seventeen
13	thirteen	18	eighteen
14	fourteen	19	nineteen
15	fifteen	20	twenty

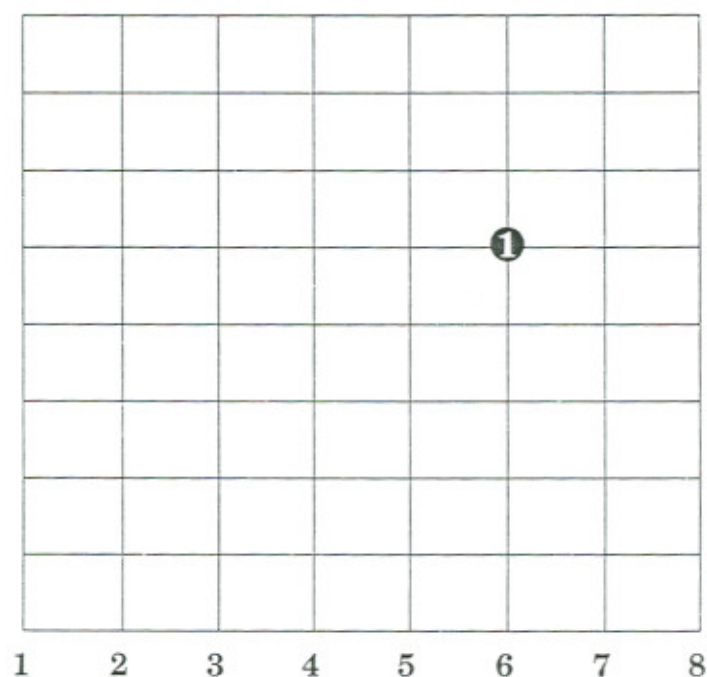
EXERCISE A Circle the numbers you hear.

2	13	9	11
14	12	15	19
7	16	10	3
8	17	13	20
4	18	1	17

EXERCISE B Write the coordinate you hear. Then mark it on the grid.

Number 1 is an example.

1. C, 6 A
2. _____ B
3. _____ C
4. _____ D
5. _____ E
6. _____ F
7. _____ G



Grammar

Demonstrative pronouns – this/that




❖ Use *this* for objects close by. Use *that* for objects farther away.

This	is	a man.
		a book.
That		a chair.
		a table.

❖ That + is = That's

That's	a pencil
	a door.



EXERCISE A Listen and repeat the sentences.

This is a door.

That's a door.

This is a number.

That is a number.

This is a picture.

That's a picture.

This is a window.

That is a window.

This is a notebook.

That's a notebook.

This is a clock.

That is a clock.

EXERCISE B Point to an object in the classroom and make a sentence.

EXAMPLES:

This is a desk.

This is a picture.

That's a window.

That's a map.

EXERCISE C With a partner, point. Then ask and answer questions.



Use contractions:

That is = That's

What is = What's

What is that?

This is a pencil.

What is this?

That's a notebook.

Grammar

Possessive adjectives – my/your



This is	my your	chair.
That is		book.
That's		pencil.

EXERCISE A Listen and repeat the sentences.

This is my pen.

That's your pen.

This is my book.

That is your book.

This is my notebook.

That's your notebook.

This is my picture.

That is your picture.

This is my pencil.

That's your pencil.

This is my chair.

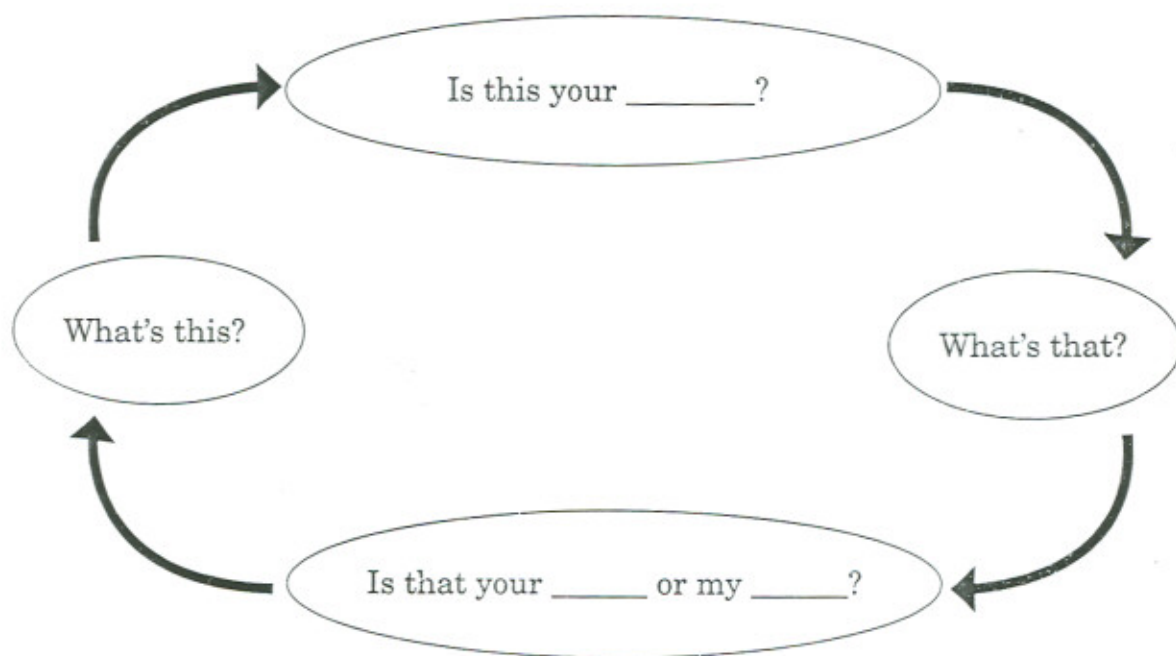
That is your chair.

EXERCISE B Point to a near or far object and ask a question.

EXAMPLES: What's that? This is my chair.
 What's this? That's your pencil.
 What's that? That's my notebook.
 What's this? That's your book.

EXERCISE C With your classmates, ask and answer questions.

Look in the classroom. Point to a book, a pen, a notebook, a chair, a picture, a desk, a pencil, or another object. Ask your classmates questions. Use the words **this**, **that**, **my**, and **your**.



Pronunciation

Counting syllables and practicing intonation

Listen to your instructor say these words. Write the number of syllables you hear.

EXAMPLES: door 1

open 2

1. hello

5. table

9. TV

2. book

6. chair

10. word

3. classroom

7. letter

11. pencil

4. map

8. my

12. window


EXERCISE A Listen and repeat after your instructor.

 a

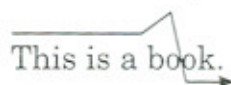
 two

 Hello.

 Good afternoon.

 What's your name?

 This is Sam.

 This is a book.

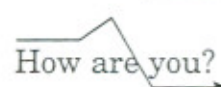
 It's a chair.

 That's a map.

 w

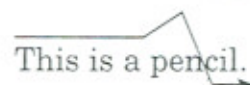
 seven

 Good morning.

 How are you?

 My name's Captain Jones.

 Nice to meet you.

 This is a pencil.

 It's a window.

 That's a notebook.

EXERCISE B Listen to the sentence. Fill in the missing word.

chair

What

notebook

table

book

This

Listen to the sentences, repeat the sentences, and write the missing word. Use the words above to help you spell correctly.



This is a _____.



_____ is a pen.



This is a _____.



It is a _____.



This is a _____.




_____ is this?

Performance Check**Circle the words you hear.**

Work with a partner. Student A reads words from a list. Student B circles the words on the chart below. Words can go down or across.

									w	r	i	t	e	
	p	l	e	a	s	e			h					
	a			l					a					
	g	o		p			n	o	t	e	b	o	o	k
	e			h				p		x				
		l		a				e		a				
		i		b				n		m	a	p		
		s		e						p				
		t		t	a	b	l	e		l	a	b		
		e					e			e		o		
w	i	n	d	o	w		t				l	o	o	k
o			o				t	h	i	s		k		
r			o				e							
d			r				r							

2



Bob's a barber.

INTRODUCTIONS:	What's his name?	25
GRAMMAR:	Giving negative commands with don't	27
ALPHABET:	The letters H - P	28
GRAMMAR:	Possessive adjectives - his/her	30
NUMBERS:	The numbers 21 - 100 and 1,000	32
VOCABULARY:	More classroom words	34
GRAMMAR:	Singular and plural nouns	35
	Demonstrative pronouns - these/those	36
	Asking questions with these/those	38
VOCABULARY:	Jobs / Professions / Occupations	39
GRAMMAR:	Making sentences with I / you / a proper name	40
	Asking simple questions about people	41
PRONUNCIATION:	Counting syllables and practicing sounds	42
PERFORMANCE CHECK:	Classifying vocabulary words	44

NEW VOCABULARY**Nouns**

barber
cook
doctor
mechanic
pilot
radio
recorder
student
tape
teacher
television

Verbs

am
are
don't
spell

Numbers

21 – 100
twenty-one –
one hundred
1,000
one thousand

Other words

and
H – P; h – p
her
his
I
I'm (I am)
these
those
you
you're (you are)

NEW GRAMMAR STRUCTURES

Don't close the door, please.

What's his name?

What's her name?

What's that?

What's this?

What are those?

What are these?

What is Bill?

His name is Bob.

Her name's Mary.

That's her book.

This is his pen.

Those are pencils.

These are books.

Bill's a mechanic.

Introductions

What's his name?



Bill: Hello, my name is Bill.
What's your name?

Bob: My name is Bob. Bob Smith.
Pleased to meet you.

Bob: What's his name?

Bill: His name is Ted Williams.



Bob: What's her name?

Bill: Her name is Cecilia Cage.

Bob: Repeat her name, please.

Bill: It's Cecilia Cage.

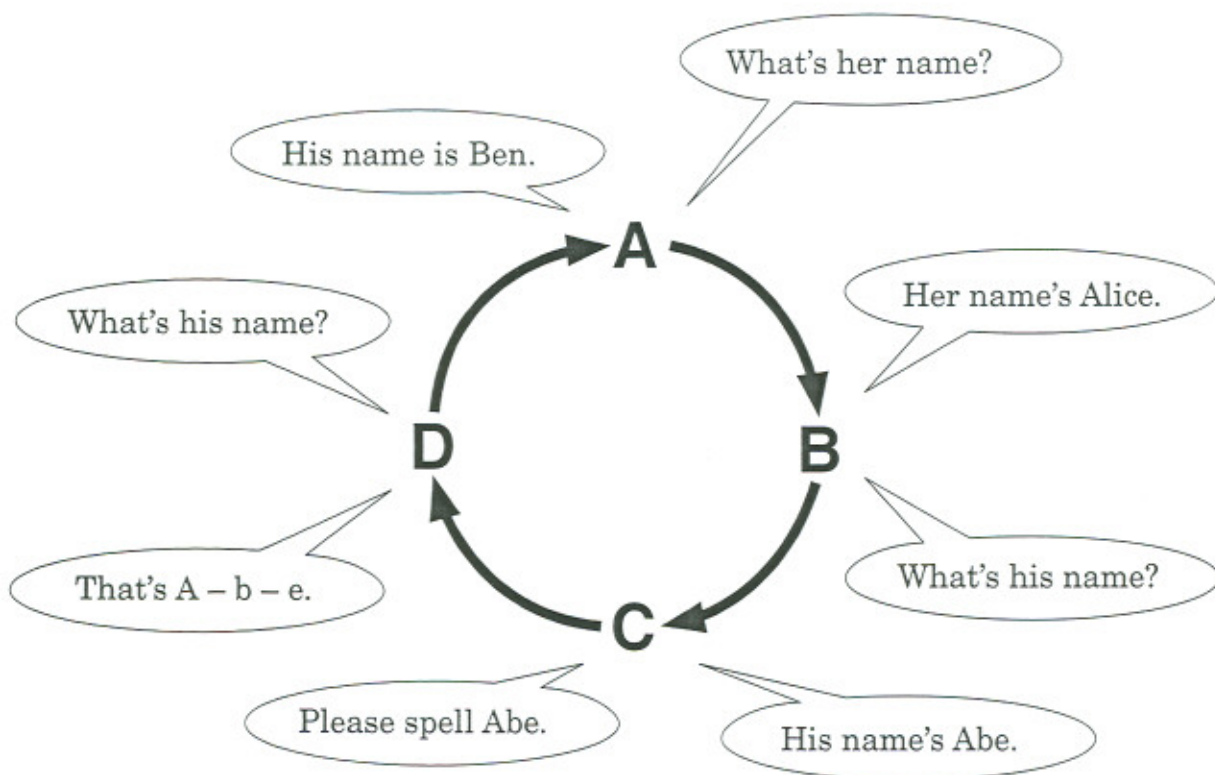
Bob: Spell it, please.

Bill: C-e-c-i-l-i-a C-a-g-e.

Bob: Thanks.



EXERCISE A Ask about people in your class.




EXERCISE B Put the words in the correct order.


1. his / What's / name / ? _____
2. Mary / name / is / Her _____
3. meet / you / to / Nice _____
4. name / My / Joe / is _____
5. his / please / Spell / name _____
6. name / Repeat / please / her _____

Grammar

Giving negative commands with don't



Open the door.



Don't open the door.

EXERCISE A Read and repeat the sentences.

1. Write the word "pencil." Don't write the word "pen."
2. Circle the letter. Don't circle the number.
3. Please listen. Don't repeat, and don't write.
4. Don't close the window. Please open it.

EXERCISE B Work with a partner. Tell your classmate what not to do.

Use **don't**. Select one word from each column and tell your partner what not to do.

EXAMPLE: circle / number **Don't circle the number.**

A	B
close	classroom
go (to)	door
look (at)	letter
open	number
repeat	window
write	word

The Alphabet

The letters H – P

h i j k l m n o p
H I J K L M N O P

EXERCISE A Circle the letter you hear.

EXAMPLE: i **K** m L

1. H N i P

4. j o O P

2. M n L h

5. I K N M

3. N m J K

6. p j H I

EXERCISE B Write the letters you hear.

1. _____
2. _____
3. _____
4. _____
5. _____

EXERCISE C Spell the words.

name

open

pencil

clock

book

page

pen

map

EXERCISE D Look at two letters. Circle S for same and D for different.*Number 1 is an example.*

- | | | | | | | | | | |
|----|---|---|---|----------|-----|---|---|---|---|
| 1. | D | O | S | D | 9. | C | C | S | D |
| 2. | P | P | S | D | 10. | k | h | S | D |
| 3. | b | d | S | D | 11. | E | F | S | D |
| 4. | e | c | S | D | 12. | d | p | S | D |
| 5. | H | H | S | D | 13. | G | G | S | D |
| 6. | f | f | S | D | 14. | c | o | S | D |
| 7. | h | n | S | D | 15. | J | L | S | D |
| 8. | i | j | S | D | 16. | d | d | S | D |

EXERCISE E Circle the same letter.*Number 1 is an example.*

- | | | | | | | | | | |
|----|---|----------|---|---|-----|---|---|---|---|
| 1. | A | A | H | P | 9. | e | a | o | e |
| 2. | D | O | C | D | 10. | d | b | d | p |
| 3. | L | J | L | F | 11. | k | k | h | a |
| 4. | c | e | c | o | 12. | M | M | N | H |
| 5. | f | h | j | f | 13. | B | E | B | D |
| 6. | b | p | d | b | 14. | i | l | i | j |
| 7. | h | h | k | b | 15. | o | c | e | o |
| 8. | K | A | K | H | 16. | P | P | F | B |

Grammar

Possessive adjectives – his/her



This is **his** chair.



This is **her** chair.

This is	my	book.
That is	your	pencil.
That's	his	name.
	her	

EXERCISE A Listen to a question. Fill in the missing word.

EXAMPLES: John, is this your chair?

Yes, this is my chair.

Is this Bob's pen?

Yes, it's his pen.

1. Yes, this is _____ book.

5. Yes, that's _____ pencil.

2. Yes, that's _____ pen.

6. Yes, it's _____ picture.

3. Yes, this is _____ notebook.

7. Yes, it's _____ desk.

4. Yes, this is _____ table.

8. Yes, it's _____ classroom.

EXERCISE B Read the questions and the answers.

What's this?

It's my notebook.

This is my pen.

It's your clock.

That's his pencil.

That's her book.

What's that?

It's my pen.

That's his picture.

That's my book.

That's your book.

This is my notebook.

What is it?

It's his pencil.

It's a clock.

It's her television.

This is a map.

That's a notebook.

What is that?

That's her name.

That's a number.

That's his table.

That's a lab.

What is this?

This is his classroom.

It's a word.

This is a number.



Numbers

The numbers 21 – 100 and 1,000

21	twenty-one	30	thirty
22	twenty-two	40	forty
23	twenty-three	50	fifty
24	twenty-four	60	sixty
25	twenty-five	70	seventy
26	twenty-six	80	eighty
27	twenty-seven	90	ninety
28	twenty-eight	100	(a/one) hundred
29	twenty-nine	1000	(a/one) thousand

EXERCISE A Say these numbers.

26	69	48	22
345	533	1971	1066

EXERCISE B Say these number sentences.

EXAMPLE: 23 + 26 = 49

Twenty-three **and** twenty-six **equals** forty-nine.

$22 + 12 = 34$	$15 + 16 = 31$	$33 + 77 = 110$
$10 + 25 = 35$	$50 + 50 = 100$	$100 + 900 = 1000$

EXERCISE C Circle the number you hear.

14	87	65	94
10	18	16	13
11	21	19	12
83	33	63	36
69	96	59	40

EXERCISE D Check (✓) the number you hear.

- | | | | | |
|----|--------------------------|----|--------------------------|----|
| a. | <input type="checkbox"/> | 13 | <input type="checkbox"/> | 30 |
| b. | <input type="checkbox"/> | 14 | <input type="checkbox"/> | 40 |
| c. | <input type="checkbox"/> | 15 | <input type="checkbox"/> | 50 |
| d. | <input type="checkbox"/> | 16 | <input type="checkbox"/> | 60 |
| e. | <input type="checkbox"/> | 17 | <input type="checkbox"/> | 70 |
| f. | <input type="checkbox"/> | 18 | <input type="checkbox"/> | 80 |
| g. | <input type="checkbox"/> | 19 | <input type="checkbox"/> | 90 |

EXERCISE E Say the telephone numbers.

EXAMPLE: 821-5049 eight two one, five zero four nine
eight two one, fifty forty-nine

697-3504 671-2991 743-5820

559-4554 428-1779 831-0010

Vocabulary

More classroom words




This is a television (TV).




This is a radio.



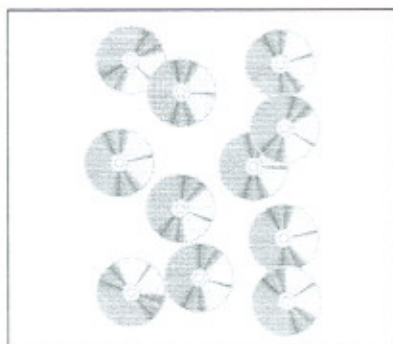
This is a cassette tape.




This is a tape recorder.



This is a CD player.




These are CDs
(compact discs).



This is a VCR
(videocassette recorder).

Grammar

Singular and plural nouns



1 computer



8 computers

book		books
door		doors
picture	+ s	pictures
name		names
lab		labs

❖ Add **s** to make the plural.

EXERCISE Listen and say the correct words.

EXAMPLES: a book (2) *two books*

one pencil (5) *five pencils*

- | | | | |
|--------------|------|-----------------|-------|
| 1. a chair | (6) | 5. a pencil | (12) |
| 2. one clock | (5) | 6. one notebook | (6) |
| 3. a pen | (24) | 7. one letter | (26) |
| 4. a table | (2) | 8. a word | (350) |

Grammar

Demonstrative pronouns – these/those

These are clocks.



❖ Use *these* for objects close by.

These	are	clocks.
		books.
Those		TVs.
		classrooms.

Those are clocks.



❖ Use *those* for objects farther away.

EXERCISE A Use *these* to make plural sentences.

EXAMPLE: This is a radio. These are radios.

1. This is a book. _____
2. This is a window. _____
3. This is a cassette. _____
4. This is a word. _____
5. This is a door. _____
6. This is a pen. _____
7. This is a television. _____


EXERCISE B Use *those* to make plural sentences.

EXAMPLE: That is a tape recorder. Those are tape recorders.

1. That is a table. _____
2. That is a chair. _____
3. That is a picture. _____
4. That's a classroom. _____
5. That's a recorder. _____
6. That's a tape. _____
7. That's a lab. _____
8. That's a number. _____

Grammar

Asking questions with *these/those*



What are those?



EXERCISE A Write questions and answers using *these* and *those*.

Number 1 is an example.

- | | | |
|------------------------|------------------------|-----------------------------|
| 1. these / notebooks | <u>What are these?</u> | <u>These are notebooks.</u> |
| 2. those / televisions | _____ | _____ |
| 3. those / windows | _____ | _____ |
| 4. these / CDs | _____ | _____ |
| 5. those / pencils | _____ | _____ |
| 6. these / numbers | _____ | _____ |

EXERCISE B With a partner, ask and answer questions.

EXAMPLE: books What are those? Those are my books.

- | | |
|--------------|--------------|
| 1. notebooks | 5. pens |
| 2. pencils | 6. tapes |
| 3. recorders | 7. tables |
| 4. clocks | 8. computers |

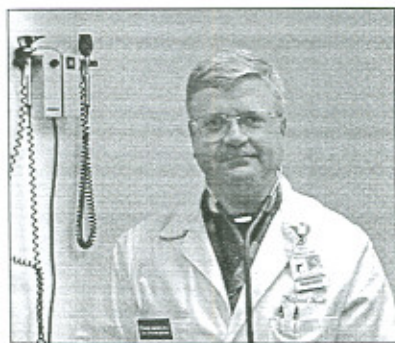
Vocabulary

Jobs / Professions / Occupations

Repeat these words.




a barber



a doctor



a pilot




a student



a cook



a mechanic



a teacher

Grammar

Making sentences with I / you / a proper name

I	am	a mechanic.
You	are	a student.
Major Hall	is	a teacher.

EXERCISE A Fill in the blank using *am*, *is*, or *are*.

1. Mary _____ a cook.
2. I _____ a barber.
3. You _____ a mechanic.
4. Captain Sims _____ a pilot.
5. You _____ a student.
6. Mr. Smith _____ a doctor.

EXERCISE B Fill in the blank using contractions *I'm*, *You're*, or *name+'s*.

❖ I + am = I'm

❖ you + are = you're

1. I am a student. _____ a student.
2. You are a teacher. _____ a teacher.
3. Susan is a mechanic. _____ a mechanic.
4. John is a doctor. _____ a doctor.

Grammar**Asking simple questions about people**

What	am	I?
	are	you?
	is	your job?
What's		

EXERCISE A Ask and answer questions using What.

- | | |
|---------------------|--------------------|
| 1. What's your job? | I'm a pilot. |
| 2. What are you? | I'm a mechanic. |
| 3. What's Betty? | Betty's a doctor. |
| 4. What's my job? | You're a teacher. |
| 5. What is Tom? | Tom's a student. |
| 6. What's Robert? | Robert's a barber. |

EXERCISE B Look at the words. Then write a sentence.

EXAMPLES: I / barber I'm a barber. I am a barber.

What / Paul / ? What's Paul? What is Paul?

- | | |
|--------------------|-------|
| 1. Stan / student | _____ |
| 2. I / cook | _____ |
| 3. What / Jane / ? | _____ |
| 4. Donna / doctor | _____ |
| 5. What / you / ? | _____ |
| 6. What / I / ? | _____ |

Pronunciation

Counting syllables and practicing sounds

Count the syllables.

cook

barber

mechanic

1

2

3

EXERCISE A Listen and write the word in the correct number column.

The first word in each column is an example.

	1 Syllable	2 Syllables	3 Syllables
doctor			
pilot			
radio			
recorder			
tape			
I'm			

EXERCISE B Listen and repeat these words with the sounds /æ/ and /ə/.

/æ/	/ə/	/æ/	/ə/
bat	bet	mash	mesh
mass	mess	batter	better
bad	bed	tan	ten

EXERCISE C Listen to two words. Circle S for same and D for different.

EXAMPLES: tan / ten S **(D)** sell / sell **(S)** D

- | | | | | | |
|----|---|---|----|---|---|
| 1. | S | D | 5. | S | D |
| 2. | S | D | 6. | S | D |
| 3. | S | D | 7. | S | D |
| 4. | S | D | 8. | S | D |

EXERCISE D Listen and repeat the words with the sounds /k/ and /g/.

/k/	/g/
tack	tag
back	bag
lack	lag
vicar	vigor
came	game
class	glass

EXERCISE E Listen to the word. Then circle the letter for the sound.

EXAMPLES: bag /k/ ☒ /g/

class ☒ /k/ /g/

- | | | | | | |
|----|-----|-----|-----|-----|-----|
| 1. | /k/ | /g/ | 7. | /k/ | /g/ |
| 2. | /k/ | /g/ | 8. | /k/ | /g/ |
| 3. | /k/ | /g/ | 9. | /k/ | /g/ |
| 4. | /k/ | /g/ | 10. | /k/ | /g/ |
| 5. | /k/ | /g/ | 11. | /k/ | /g/ |
| 6. | /k/ | /g/ | 12. | /k/ | /g/ |

3



Is she a teacher?

SPEAKING:	Giving information	47
GRAMMAR:	Pronouns	
	he/she	48
	they	50
	we	52
	you	54
ALPHABET:	The letters Q – Z	55
	Another look at the letters A – Z	56
GRAMMAR:	Making a negative sentence	58
	Asking yes/no questions	60
	Giving short answers	64
VOCABULARY:	American money	66
	Adding money	70
LISTENING:	Discriminating similar sounds	71
WRITING:	Practicing vocabulary words	73
PERFORMANCE CHECK:	Developing test-taking skills	74

Preview

What's new in Lesson 3?

NEW VOCABULARY

Nouns

cent
dime
dollar
half dollar
money
nickel
penny
quarter

Pronouns

he
he's (he is)
she
she's (she is)
they
they're (they are)
we
we're (we are)

Other words

Aa – Zz
yes
no
not
student control number (SCN)

Symbols

\$
¢
=

Verbs

aren't (are not)
isn't (is not)

NEW GRAMMAR STRUCTURES

He is a pilot.

She's a teacher.

We are students.

They're doctors.

What are you?

Is she a student?

Are they mechanics?

He's not a mechanic.

She isn't a student.

We're not teachers.

They aren't mechanics.

We're mechanics.

No, she isn't.

Yes, they are.

Speaking

Giving information

- Sgt. Jones: Good morning.
Student: Good morning. How are you?
Sgt. Jones: Fine, thanks. How are you?
Student: Fine.

Sgt. Jones: What's your name?
Student: Rogers.
Sgt. Jones: Spell it, please.
Student: R-o-g-e-r-s.
Sgt. Jones: What's your rank?
Student: I'm a private.

Sgt. Jones: And Private Rogers, what's your student control number?
Student: 84976132.
Sgt. Jones: That's 8-4-9-7-6-1-3-2?
Student: Yes.

Sgt. Jones: What's your address?
Student: 2345 Kennedy Street, San Antonio, Texas.
Sgt. Jones: Please spell "San Antonio" for me.
Student: Capital S-a-n, capital A-n-t-o-n-i-o.

Sgt. Jones: Is your phone number 999-9999?
Student: No, it's 672-5689.
Sgt. Jones: Okay. Thanks, that's all.
Student: Thank you. Goodbye.
Sgt. Jones: Goodbye.



English Language School of America	
STUDENT INFORMATION	
NAME	Rogers
RANK	Private
ADDRESS	2345 Kenne
TELEPHONE	
STUDENT CONTROL NUMBER	

ELSA Form 555

Grammar***The pronouns he/she***

Paul	is	a pilot.
Paula		a doctor.
He's		a mechanic.
She's		a cook.



He's a pilot.



She's a cook.

EXERCISE A Listen and repeat these sentences.

- | | |
|--|---|
| 1. Samuel is a mechanic.
He's a mechanic. | 5. Samantha is a mechanic.
She's a mechanic. |
| 2. George is a doctor.
He's a doctor. | 6. Georgia is a doctor.
She's a doctor. |
| 3. Michael is a student.
He's a student. | 7. Michelle is a student.
She's a student. |
| 4. John is a barber.
He's a barber. | 8. Joan is a barber.
She's a barber. |

EXERCISE B Write the short form.

EXAMPLE: Jane is a pilot. Jane's a pilot.

She's a pilot.

1. Bill is a barber. _____



2. Joe is a mechanic. _____



3. Jill is a doctor. _____



4. Jim is a teacher. _____



Grammar**The pronoun they**

She	is	a doctor.
He		
They	are	doctors.
They're		

**EXERCISE A** Write the letter of the picture that matches the sentence.

1. ____ They're cooks.



a

2. ____ They're pilots.




b

3. ____ They're students.



c

4. ____ They're mechanics.



d

EXERCISE B Look at two pictures. Then write the plural sentence.



She's a barber.



He's a barber.

EXAMPLE:

1. They're barbers.



She's a cook.



He's a cook.

2. _____ cooks.



She's a doctor.



He's a doctor.

3. _____ doctors.



'They're students.



He's a student.

4. _____ students.

Grammar**The pronoun we**

He	is	a mechanic.
I	am	

We	are	mechanics.
We're		

EXERCISE A Listen and repeat these sentences.

- | | |
|--|------------------|
| 1. You and I are teachers. | We're teachers. |
| 2. He and I are students. | We're students. |
| 3. She and I are mechanics. | We're mechanics. |
| 4. They and I are barbers. | We're barbers. |
| 5. Mr. Jones, Mrs. Smith, and I are cooks. | We're cooks. |
| 6. Bob, Tom, and I are pilots. | We're pilots. |

EXERCISE B Work with a partner. Think of other jobs.

Make a list of other jobs you know. Then discuss your list with the rest of the class.

_____	_____	_____
_____	_____	_____
_____	_____	_____
_____	_____	_____
_____	_____	_____

EXERCISE C Fill in the blanks. Use the contraction *we're*.



1. _____ doctors.



2. _____ students.



3. _____ cooks.



4. _____ barbers.

Grammar

The pronoun you

He	is	a student.
You	are	

You	are	students.
You're		



EXERCISE A Listen and repeat these sentences.

1. He's a pilot, and you're a pilot.
You're pilots.
2. She's a doctor. You're a doctor.
You're doctors.
3. You're a cook, and Tom is a cook.
You're cooks.
4. Bill's a mechanic. You're a mechanic.
You're mechanics.

EXERCISE B Complete the sentences. Use *You're* or *You are*.



_____ doctors.



_____ cooks.



_____ students.



_____ pilots.

The Alphabet

The letters Q – Z

q r s t u v w x y z
Q R S T U V W X Y Z

EXERCISE A Circle the letter you hear.

EXAMPLE:

v y q **w**

1. X Y S T

2. v z s r

3. W R U V

4. X T Q U

5. p z t s

6. Z Y X W

7. Q R S T

8. s z t r

9. w q u v

10. V Y Q I

EXERCISE B Look at two letters. Circle S for same and D for different.

EXAMPLE:

v w S **D**

1. t t S D

2. N H S D

3. z s S D

4. y y S D

5. w m S D

6. x x S D

7. W V S D

8. u n S D

9. r n S D

10. q g S D

Alphabet Review

Another look at the letters A – Z

Small or lowercase letters:

a b c d e f g h i j k l m
n o p q r s t u v w x y z

Capital or uppercase letters:

A B C D E F G H I J K L M
N O P Q R S T U V W X Y Z

EXERCISE A Circle the letter that is different.

Number 1 is an example.

- | | |
|-------------------------|-------------------------|
| 1. <u>d</u> q q q | 9. K K X K |
| 2. D D D L | 10. q g g g |
| 3. l l i l | 11. d b d d |
| 4. j i j j | 12. E F E E |
| 5. m n n n | 13. p b p p |
| 6. w w v w | 14. v v v u |
| 7. x x z x | 15. O Q O O |
| 8. p q p p | 16. x v v v |

EXERCISE B Listen and repeat the letters you hear.

a h j k
b c d e g p t v z
f l m n s x
i y
o
q u w
r

EXERCISE C Listen and repeat the letters. Then write them.

BMW	_____	FBI	_____
CD	_____	IBM	_____
CEO	_____	INS	_____
CIA	_____	NATO*	_____
DLIELC	_____	OPEC*	_____
DOD	_____	UN	_____
EU	_____	USA	_____

* These abbreviations are pronounced as a word.

Grammar**Making a negative sentence**

I'm	not	a pilot. a doctor. a student.
He's She's Bill's		
You're		
We're Bill and I are They're Mr. and Mrs. Jones are You're You and Samantha are	not	doctors. teachers. students.



is not → isn't

are not → aren't

He She	isn't	a pilot. a doctor. a student.
You We They	aren't	doctors. teachers. students.

EXERCISE A Listen and repeat these sentences.

- We're not teachers.
- I'm not a student.
- This isn't my classroom.
- You aren't a barber.
- She's not a cook.
- We aren't doctors.
- Those aren't my books.
- You're not cooks.
- They're not your pencils.
- This is not my book.


EXERCISE B Change the sentences like the example.

- | | | |
|----------------------------|-------------------------------|-------------------------------|
| 1. John is not a mechanic. | <u>John's not a mechanic.</u> | <u>John isn't a mechanic.</u> |
| 2. Mary is not a student. | _____ | _____ |
| 3. We are not doctors. | _____ | _____ |
| 4. He is not a pilot. | _____ | _____ |
| 5. That is not your book. | _____ | _____ |
| 6. You are not a cook. | _____ | _____ |
| 7. They are not my books. | _____ | _____ |

EXERCISE C Write sentences like the example.



1. This _____ a chair.
_____ a table.



2. This _____ a book.
_____ a classroom.



3. That's _____ a chair.
_____ a lab.



4. She _____ a pilot.
_____ a doctor.



5. It _____ a door.
_____ a window.



6. This is _____ a table.
_____ a door.

Grammar

Asking yes/no questions

You

are

a

student

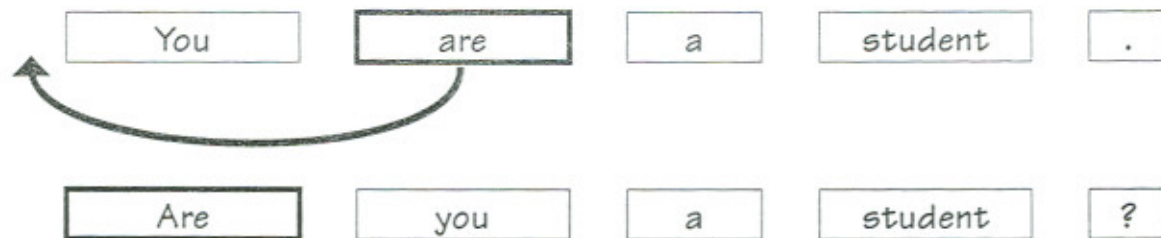
.

- ❖ The basic sentence has a subject followed by a verb.

I	am	
You	are	a doctor.
He		a pilot.
She	is	a teacher.
It		a book.
This	is	a chair.
That		a table.
You		doctors.
We	are	pilots.
They		teachers.
These		books.
Those	are	chairs.
		tables.

- ❖ The first letter of the first word is a capital letter.

- ❖ Move the verb in front of the subject to make a question.



- ❖ Put a question mark (?) at the end of the question.

Am	I	a doctor? a pilot? a teacher?
Are	you	
Is	he she	
Is	it	a book?
	this	a chair?
	that	a table?
Are	you	doctors?
	we	pilots?
	they	teachers?
Are	these	books?
	those	chairs?
		tables?

EXERCISE A Look at the questions. Then listen and repeat.

- | | |
|----------------------------|------------------------|
| 1. Is he a student? | 7. Are they students? |
| 2. Are they notebooks? | 8. Is she a doctor? |
| 3. Are Tom and Ben pilots? | 9. Are those books? |
| 4. Is this a book? | 10. Are these pencils? |
| 5. Is that a chair? | 11. Is it a pen? |
| 6. Is Sam a mechanic? | 12. Am I a teacher? |

EXERCISE B Write the letter of the picture that matches the sentence.

Number 1 is an example.



a. a 1. Is he a barber?



f.

_____ 2. Are they cooks?



b. _____ 3. Is she a doctor?



g.

_____ 4. Are those pencils?



c. _____ 5. Are they students?

h.

_____ 6. Is he a cook?



d. _____ 7. Are they doctors?

i.

_____ 8. Are those desks?



e. _____ 9. Is she a mechanic?

j.

_____ 10. Is it a pen?



EXERCISE C Change the sentences to questions.



a. He's a barber.



b. These are chairs.



c. She's a doctor.



d. Sam's a pilot.



e. They're mechanics.



f. They're barbers.



g. She's a cook.



h. Those are pencils.



i. They're students.

Grammar

Giving short answers

QUESTION

Is	it this that	a pen?
----	--------------------	--------

Is	he she	a doctor?
----	-----------	-----------

Are	you	a student?
-----	-----	------------

Are	these those	pencils?
-----	----------------	----------

Are	they we you	students?
-----	-------------------	-----------

ANSWER

Yes,	it	is.
No,	it	isn't.
	it's	not.

Yes,	he she	is.
No,	he she	isn't.
	he's she's	not.

Yes,	I	am.
No,	I'm	not.

Yes,	they	are.
No,	they	aren't.
	they're	not.

Yes,	they we you	are.
No,	they we you	aren't.
	they're we're you're	not.

EXERCISE A Work in pairs. Read the question. Then fill in the blanks.

QUESTION	ANSWER
1. Is that my pen?	No, it's _____.
2. Is he a mechanic?	No, _____ isn't.
3. Are you students?	Yes, _____.
4. Are they students?	No, _____ not.
5. Are those your books?	Yes, _____.
6. Are they pilots?	No, they _____.
7. Is this a book?	Yes, _____.
8. Is she a barber?	No, she _____.

EXERCISE B Select the best answer.

- | | |
|--|--|
| 1. She _____ a pilot.
a. am
b. is
c. are
d. not | 5. We _____ pilots. We're mechanics.
a. not
b. am not
c. isn't
d. aren't |
| 2. They _____ students.
a. am
b. is
c. are
d. not | 6. _____ you a doctor?
a. Am
b. Is
c. Not
d. Are |
| 3. You _____ my teacher.
a. am
b. is
c. are
d. isn't | 7. I _____ a barber.
a. am
b. is
c. are
d. not |
| 4. He _____ a student. He's a teacher.
a. isn't
b. aren't
c. is
d. are | 8. _____ she a barber?
a. Am
b. Is
c. Not
d. Are |

Vocabulary

American money



1. This is a penny.
It's 1 cent.
1¢, \$0.01



2. This is a dime.
It's 10 cents.
10¢, \$0.10



3. This is a nickel.
It's 5 cents.
5¢, \$0.05



4. This is a quarter.
It's 25 cents.
25¢, \$0.25



5. This is a half dollar.
It's 50 cents.
50¢, \$0.50



6. This is a dollar.
It's 100 cents.
100¢, \$1.00

EXERCISE

Write the answer two different ways.

1. What's this?



2. What's that?



3. What's this?



4. What's that?





5. What are these?



6. What's that?



7. What are these?



8. What's that?

Vocabulary

Adding money

Say the answer. Then write the answer.



Two dimes and a nickel is 25¢

1. Two nickels and a penny = _____¢.
2. Three dimes and a penny = _____¢.
3. Four nickels = _____¢.
4. Two quarters and a dime = _____¢.
5. One quarter and one penny = _____¢.
6. A half dollar and a quarter = _____¢.
7. A dollar = _____¢.
8. A penny and three nickels = _____¢.
9. A dime and a nickel = _____¢.
10. Two nickels and a dime = _____¢.

Listening**Discriminating similar sounds**

Say these words with /s/ and /z/.

/s/	/z/
singer	zinger
niece	knees
ice	eyes
lacy	lazy
loose	lose
grace	graze

EXERCISE A Listen to two words. Circle S for same and D for different.

- EXAMPLES: zoo/sue S **D** best/best **S** D
- | | | | | | |
|----|---|---|-----|---|---|
| 1. | S | D | 6. | S | D |
| 2. | S | D | 7. | S | D |
| 3. | S | D | 8. | S | D |
| 4. | S | D | 9. | S | D |
| 5. | S | D | 10. | S | D |

EXERCISE B Listen to the word. Then circle the letter for the sound.

- EXAMPLE: same **/s/** /z/
- | | | | | | |
|----|-----|-----|-----|-----|-----|
| 1. | /s/ | /z/ | 6. | /s/ | /z/ |
| 2. | /s/ | /z/ | 7. | /s/ | /z/ |
| 3. | /s/ | /z/ | 8. | /s/ | /z/ |
| 4. | /s/ | /z/ | 9. | /s/ | /z/ |
| 5. | /s/ | /z/ | 10. | /s/ | /z/ |

EXERCISE C Listen and repeat the words with the sounds /t/ and /d/.

/t/	/d/
to	do
let	led
cent	send
at	add
ten	den
note	node

EXERCISE D Listen to two words. Circle S for same and D for different..

EXAMPLE: ton/done

S

☒ D

- | | | | | | |
|----|---|---|----|---|---|
| 1. | S | D | 5. | S | D |
| 2. | S | D | 6. | S | D |
| 3. | S | D | 7. | S | D |
| 4. | S | D | 8. | S | D |

EXERCISE E Listen to the word. Then circle the letter for the sound.

EXAMPLE: dole

/t/

☒ /d/

- | | | | | | |
|----|-----|-----|----|-----|-----|
| 1. | /t/ | /d/ | 5. | /t/ | /d/ |
| 2. | /t/ | /d/ | 6. | /t/ | /d/ |
| 3. | /t/ | /d/ | 7. | /t/ | /d/ |
| 4. | /t/ | /d/ | 8. | /t/ | /d/ |

EXERCISE F Listen to the dialogs. Then practice in pairs.

1. Sgt. Jones: Good morning.
Student: Good morning. How are you?
Sgt. Jones: Fine, thanks. How are you?
Student: Fine.

2. Sgt. Jones: What's your name?
Student: Rogers.
Sgt. Jones: Spell it, please.
Student: R-o-g-e-r-s.
Sgt. Jones: What's your rank?
Student: I'm a private.

Writing

Practicing vocabulary words

Listen and write the word you hear.

- | | |
|----------|----------|
| 1. _____ | 5. _____ |
| 2. _____ | 6. _____ |
| 3. _____ | 7. _____ |
| 4. _____ | 8. _____ |

Performance Check

Developing test-taking skills


Circle the correct answer.

1. She _____ a pilot.
 - a. am
 - b. is
 - c. are
 - d. not
2. They _____ students.
 - a. am
 - b. is
 - c. are
 - d. not
3. You _____ my teacher.
 - a. am
 - b. is
 - c. are
 - d. isn't
4. He's _____ a student. He's a teacher.
 - a. isn't
 - b. aren't
 - c. not
 - d. are
5. We _____ pilots. We're mechanics.
 - a. not
 - b. am not
 - c. isn't
 - d. aren't
6. _____ you a doctor?
 - a. Am
 - b. Is
 - c. Not
 - d. Are

7. I _____ a barber.
- a. am
 - b. is
 - c. are
 - d. no
8. _____ she a pilot?
- a. Am
 - b. Is
 - c. Not
 - d. Are
9. Are they students?
- a. Yes, they aren't.
 - b. No, they are.
 - c. No, they're not.
 - d. Yes, they is.
10. _____ you students?
- a. Am
 - b. Is
 - c. Not
 - d. Are
11. Georgia is a doctor. _____ a doctor.
- a. He's
 - b. She's
 - c. She
 - d. He
12. She's a barber, and he's a barber.
- a. We're barbers.
 - b. You're barbers.
 - c. They're barbers.
 - d. I'm a barber.
13. I'm a pilot, and they're pilots.
- a. We're pilots.
 - b. You're pilots.
 - c. They're teachers.
 - d. I'm a student.

14. She _____ a teacher. She's a student.
a. isn't
b. is
c. aren't
d. are
15. He is not a pilot.
a. He is a pilot.
b. He's a pilot.
c. He's not a pilot.
d. He not a pilot.
16. That's not a chair. _____ a door.
a. They're
b. She's
c. We're
d. It's
17. I'm a student. _____ a student?
a. She is
b. She
c. Is she
d. Is
18. A dollar plus two quarters is _____.
a. a dollar and 25 cents
b. a dollar and 20 cents
c. a dollar and 50 cents
d. a dollar and 55 cents
19. Two dimes and four nickels is _____.
a. sixty cents
b. fifty cents
c. forty cents
d. thirty cents
20. A penny and 3 nickels is _____.
a. 16 cents
b. 76 cents
c. 3 cents
d. 14 cents

4



Today is Thursday.

VOCABULARY:	Saying the time of day	79
ALPHABET:	Practicing the letters from A to Z	84
GRAMMAR:	Yes/No questions with long answers	86
VOCABULARY:	The calendar and the days of the week	88
PRONUNCIATION:	Identifying syllables and word stress	92
	Discriminating similar sounds	93
GRAMMAR:	Prepositions of place – on / in / under	94
LETTER RECOGNITION:	Identifying letter combinations	98

Preview

What's new in Lesson 4?

NEW VOCABULARY

Nouns

box
calendar
day
dialog
sound
time
today
tomorrow
wall
week
weekend

Verbs

put

Days of the week

Sunday
Monday
Tuesday
Wednesday
Thursday
Friday
Saturday

Other words

at (time)
in (location)
o'clock
on (location)
under (location)

USEFUL PHRASES

It's 10:30.


It's ten o'clock.

Go to the classroom at 7:30.

What time is it?

Vocabulary

Saying the time of day



Mary: Hi, Jane. How are you?

Jane: Fine, thanks. And you?

Mary: I'm okay. It's time for class.

Jane: What time is it?

Mary: It's seven forty-five.

Jane: Okay! Let's go.

EXERCISE A Listen to three ways to say time. Repeat the sentences.



The time is 9 o'clock.

It's 9 o'clock.

It's nine.



It's 9:05.

It's 5 minutes past 9.

It's 5 minutes after 9.



It's 9:40.

It's 20 minutes to 10.

It's 20 minutes till 10.



It's 10:15.

It's a quarter past 10.

It's a quarter after 10.



The time is 10:30.

It's 10:30.

It's half past 10.



It's 10:45.

It's a quarter to 11.

It's a quarter till 11.

EXERCISE B Say the time before the hour.









	15	to	
It's	15 minutes	till	two.
	a quarter	until	

Read and repeat the examples:

- It's five **till** two.
- It's five minutes **till** 2.
- It's fifteen **till** two.
- It's fifteen minutes **to** 2.
- It's a quarter **to** 2.

Look at the clock. Say the time.



EXERCISE C Say the time after the hour.




It's	15 15 minutes a quarter	after past	two.
------	-------------------------------	---------------	------

Read and repeat the examples.


- It's five **past** one.
- It's five minutes **past** 1.
- It's five **after** one.
- It's five minutes **after** 1.
- It's fifteen **after** 6.
- It's a **quarter past** six.
- It's 30 minutes **after** 6.
- It's **half past** six.

Look at the clock. Say the time.




EXERCISE D Draw the time.


It's four o'clock.



It's half past seven.




It's a quarter to six.






It's five after two.



It's twenty to eleven.



It's a quarter past nine.

EXERCISE E Write the time.

EXERCISE F Make a sentence using "Go to the _____ at _____."

Tell your classmates to "Go to the place at a time of the day."

EXAMPLES:



Go to the lab at 8:10.



Go to the classroom at 8:10.

1.



4.



7.



2.



5.



8.



3.



6.



9.



Alphabet Review

Practicing the letters from A to Z

a b c d e f g h i j k l m
n o p q r s t u v w x y z

❖ The letters above are *small* letters. The letters below are *capital* letters.

A B C D E F G H I J K L M
N O P Q R S T U V W X Y Z

EXERCISE A Fill in the missing letter to complete the 4-letter set.

Capital letters

1. W ____ Y Z

2. R S ____ U

3. D E F ____

4. ____ I J K

5. F G ____ I

6. K L M ____

7. ____ B C D

8. O P ____ R

Small letters

9. j k l ____

10. d ____ f g

11. e f ____ h

12. t ____ v w

13. q ____ s t

14. u v ____ x

15. n o ____ q

16. ____ l m n

EXERCISE B Look at two letters. Circle S for same and D for different.

Number 1 is an example.

- | | | | | | | | | | |
|----|---|---|---|----------|-----|---|---|---|---|
| 1. | h | k | S | D | 8. | a | a | S | D |
| 2. | g | j | S | D | 9. | b | d | S | D |
| 3. | s | z | S | D | 10. | u | v | S | D |
| 4. | B | P | S | D | 11. | e | e | S | D |
| 5. | p | q | S | D | 12. | P | R | S | D |
| 6. | i | i | S | D | 13. | T | F | S | D |
| 7. | O | Q | S | D | 14. | a | c | S | D |

EXERCISE C Circle the same letter.

Number 1 is an example.

- | | | | | | | | | | |
|----|---|---|----------|---|-----|---|---|---|---|
| 1. | H | A | H | F | 8. | p | q | j | p |
| 2. | L | L | I | K | 9. | Q | O | A | Q |
| 3. | m | m | n | w | 10. | b | f | h | b |
| 4. | r | i | r | v | 11. | K | K | F | R |
| 5. | V | U | W | V | 12. | a | e | a | d |
| 6. | x | x | k | v | 13. | I | L | I | P |
| 7. | D | B | D | P | 14. | c | e | o | c |

Grammar

Yes/no questions with long answers

Question	Long Answer	
Are you a student?	Yes, I am	a student.
	No, I'm not	
Is she a teacher?	Yes, she's	a teacher.
	No, she's not	
	No, she isn't	
Is this a pen?	Yes, this is	a pen.
	No, this isn't	
Are they doctors?	Yes, they're	doctors.
	No, they're not	
	No, they aren't	

EXERCISE A Read the sentence. Then make a question.

EXAMPLE: She **is** a doctor.



Is she a doctor?

1. You **are** a pilot.
2. I **am** a student.
3. These **are** pencils.
4. It **is** a clock.

EXERCISE B Read and repeat these questions and answers.




Are these books?

1. **Yes**, these are books.



Is this a clock?

4. **Yes**, this is a clock.



Is this a pen?

2. **No**, this is **not** a pen.



Is he a cook?

5. **No**, he's **not** a cook.



Is he a mechanic?

3. **Yes**, he's a mechanic.



Are you a doctor?

6. **Yes**, I'm a doctor.

EXERCISE C Read the question. Write a long answer.

- | | |
|-----------------------------|------------|
| 1. Is Joe a mechanic? | Yes, _____ |
| 2. Are you a pilot? | No, _____ |
| 3. Are we students? | Yes, _____ |
| 4. Is she a teacher? | No, _____ |
| 5. Are they cooks? | No, _____ |
| 6. Is Mr. Tucker a teacher? | Yes, _____ |

Vocabulary

The calendar and the days of the week

This is a calendar.

Sunday	Monday	Tuesday	Wednesday	Thursday	Friday	Saturday
		1	2	3	4	5
6	7	8	9	10	11	12
13	14	15	16	17	18	19
20	21	22	23	24	25	26
27	28	29	30	31		

EXERCISE A

Listen to the sentences. Learn them and say them again.

A week is seven days.

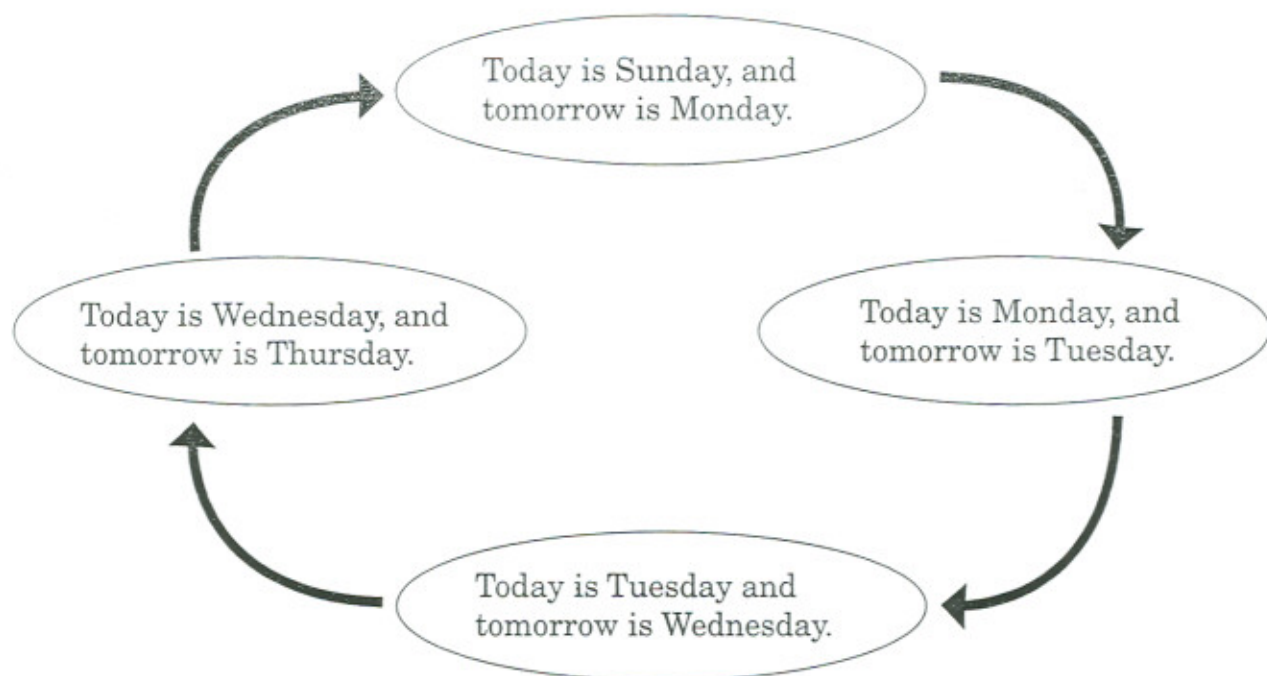
The days are Sunday, Monday, Tuesday, Wednesday,
Thursday, Friday, and Saturday.

Workdays are Monday, Tuesday, Wednesday, Thursday,
and Friday.

Saturday and Sunday are the weekend.

Today is Thursday, and tomorrow is Friday.

EXERCISE B Make sentences with *today*, *tomorrow*, and the days.

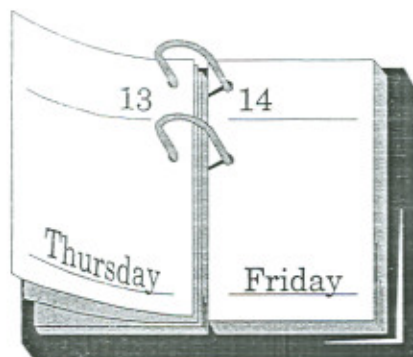


EXERCISE C Read the question. Then write your answer.

EXAMPLE: Is today Wednesday? No, it isn't. It's Thursday.

1. Is today Thursday? _____
2. Is today Friday? _____
3. What's today? _____
4. What's tomorrow? _____
5. Is tomorrow Monday? _____
6. Is a week seven days? _____
7. What's a weekend? _____

EXERCISE D Read this dialog. Then say it again with a partner.



Ken: Good morning, Jim.

Jim: Good morning, Ken. How are you?

Ken: Fine, thanks. And you?

Jim: Okay. Ken, what day is it?

Ken: It's Thursday.

Jim: Good! Tomorrow is Friday.

EXERCISE E Read the sentences and fill in the missing words.

1. Today is Thursday. Tomorrow is _____.
2. Today is Tuesday, and _____ is Wednesday.
3. _____ today? It's Thursday.
4. Tomorrow is Saturday. Today is _____.
5. _____ tomorrow Monday? Yes, it is.
6. Tomorrow is Sunday. _____ is today?
7. Saturday and Sunday are the _____.
8. A week is _____ days.
9. _____ is Sunday. Tomorrow is Monday.
10. What's today? Look at the _____.
11. The days are Monday, _____, Wednesday, _____, Friday, Saturday, and _____.

EXERCISE F Unscramble the letters and spell the days of the week.

1. odmyna = _____
2. adtyrsua = _____
3. irfyad = _____
4. tysduae = _____
5. ahtyrdu = _____
6. nwdasyee = _____
7. usyadn = _____

EXERCISE G Listen to the teacher and write the words you hear.

1. _____
2. _____
3. _____
4. _____
5. _____
6. _____
7. _____
8. _____
9. _____
10. _____
11. _____
12. _____

Pronunciation

Identifying syllables and word stress

Sat ur day

me cha nic

❖ ▲ marks a stressed syllable. ● marks an unstressed syllable.

EXERCISE A Listen. Write the number of syllables and draw stress marks.

Numbers 1 and 2 are examples.

1. box 1

2. weekend 2

3. wall

4. dialog

5. today

6. calendar

7. tomorrow

8. Sunday

9. Monday

10. Tuesday

11. Wednesday

12. Thursday

13. Friday

14. Saturday

KEY

▲ stressed syllable

● unstressed syllable

EXERCISE B Listen and choose the stress pattern of the word you hear.

1. a. ▲

b. ▲ ●

c. ● ▲

d. ▲ ● ●

2. a. ▲

b. ▲ ●

c. ● ▲

d. ▲ ● ●

Listening

Discriminating similar sounds

Say these words with /m/ and /n/:

/m/	/n/
meat	neat
moon	noon
same	sane
whim	win
sum	sun
bumper	blunder

EXERCISE A Listen to two words. Circle S for same and D for different.

EXAMPLES: sum / sun S **(D)**
 night / night **(S)** D

- | | | | | | |
|----|---|---|-----|---|---|
| 1. | S | D | 6. | S | D |
| 2. | S | D | 7. | S | D |
| 3. | S | D | 8. | S | D |
| 4. | S | D | 9. | S | D |
| 5. | S | D | 10. | S | D |


EXERCISE B Listen to the word and circle the sound /m/ or /n/.

EXAMPLES: pen /m/ **(/n/)**
 time **(/m/)** /n/

- | | | | | | |
|----|-----|-----|----|-----|-----|
| 1. | /m/ | /n/ | 5. | /m/ | /n/ |
| 2. | /m/ | /n/ | 6. | /m/ | /n/ |
| 3. | /m/ | /n/ | 7. | /m/ | /n/ |
| 4. | /m/ | /n/ | 8. | /m/ | /n/ |

Grammar


Prepositions of place – on / in / under




This is a box.



The box is on the table.



The box is under the table.



The books are in the box.



The picture is on the wall.

The box		under	the table.
The clock	is	on	the wall.
The book		in	the box.

EXERCISE A Read these questions and answers.

- | | |
|---|---|
| 1. What's that?
It's a book.
It's on the chair. | 6. What's that?
It's a clock.
It's on the wall. |
| 2. What are these?
They're desks.
They're in the classroom. | 7. What are these?
They're boxes.
They're under the table. |
| 3. What are those?
Those are pencils.
They're under the book. | 8. What's this?
It's a computer.
It's on the desk. |
| 4. What's that?
That's a calendar.
It's on the wall. | 9. What's that?
It's a notebook.
It's under the desk. |
| 5. What's that?
It's a map.
It's in the classroom. | 10. What's that?
It's a cassette tape.
It's in the tape recorder. |

EXERCISE B With a partner, make sentences using in, under, and on.

Select people or things in the classroom. Student 1 gives a cue; Student 2 makes the sentence. Then switch roles.

Student 1

student / classroom

Student 2

The student is in the classroom.

Student 2

books / under

Student 1

The books are under the desk.

EXERCISE C Write the letter of the sentence that matches the picture.

_____ 1.



a. The notebook is under the pencil.

_____ 2.



b. The teacher is in the classroom.

_____ 3.




c. The clock is on the wall.

_____ 4.



d. Put the clock in the box.

_____ 5.



e. The pen is under the pencil.

_____ 6.



f. John is on the chair.

_____ 7.



g. The window is in the wall.

EXERCISE D Read and repeat these commands using the word *put*.

1. Put my book on the desk.
2. Put your pen on the table, please.
3. Put the pencils on the book.
4. Please put the calendar on the wall.
5. Please put his book under the chair.
6. Put the notebook under the table.
7. Put the map under the book, please.
8. Put your pencils under the notebook.
9. Put the pen in the book.
10. Put the desk in the classroom.
11. Please put the pencil in the notebook.
12. Put the chair in the lab, please.

EXERCISE E Tell your partner what to do. Use the word *put*.

Student 1

Put the dime on the desk.

Student 2

Please put the book on the chair.

Student 1

Put the pencil on the book, please.

Student 2

Put your name on your notebook.

Letter Recognition

Identifying letter combinations

al phabet

clo ck

student

EXERCISE A Circle and write the correct letters to spell the word.

window

desk

alphabet

student

spell

clock

practice

write

Number 1 is an example.

1. ch cl ck clock

5. pl pr br practice

2. nd rt nt student

6. wr rk rd write

3. sh st sk desk

7. ph th wh alphabet

4. sp st sl spell

8. rd nd rb window

EXERCISE B Circle and write the correct letters to spell the word.

word

tomorrow

they

barber

nickel

repeat

penny

board

Number 1 is an example.

1. ru ra re repeat

5. pe pi be penny

2. ey ay oy they

6. er or er word

3. er ar or barber


7. el al ol nickel

4. ow aw ew tomorrow

8. qo po bo board

5

Review




EXERCISE A Listen to the sentence. Say the letter.




a



b



c



d




e



f



g



h



i



j



k



l



m



n




o



p



q



r



s



t



u




v



w



x



y



z

EXERCISE B Write the words for the pictures.

a. _____

b. _____

c. _____

d. _____

e. _____

f. _____

g. _____

h. _____

i. _____

j. _____

k. _____

l. _____

m. _____

n. _____

o. _____

p. _____

q. _____

r. _____

s. _____

t. _____

u. _____

v. _____

w. _____

x. _____

y. _____

z. _____

EXERCISE C Listen and select the best answer.

How many syllables are in the word?

- | | | | |
|---------|---------|---------|---------|
| 1. a. 1 | 2. a. 1 | 3. a. 1 | 4. a. 1 |
| b. 2 | b. 2 | b. 2 | b. 2 |
| c. 3 | c. 3 | c. 3 | c. 3 |

EXERCISE D Listen and choose the stress pattern of the word you hear.

- | | |
|----------|----------|
| 1. a. ▲ | 2. a. ▲ |
| b. ▲ ● | b. ▲ ● |
| c. ● ▲ | c. ● ▲ |
| d. ▲ ● ● | d. ▲ ● ● |

EXERCISE E Circle the letters that are the same as the first two.*Number 1 is an example.*

- | | |
|----------------------------|---------------------|
| 1. sp st sl sp ps | 5. ch hc sh ck ch |
| 2. nd no nb dn nd | 6. sk sh hs sk ks |
| 3. th ht th tk lh | 7. sn sn sh ns sm |
| 4. pr pr rp pl br | 8. pl bl pl lp dl |

EXERCISE F Look at two letters. Circle S for same and D for different.

- | | |
|--------------|--------------|
| 1. Q O S D | 5. P P S D |
| 2. i j S D | 6. b d S D |
| 3. E E S D | 7. v w S D |
| 4. c o S D | 8. q q S D |

EXERCISE G

Select the best answer.

1. _____ are students.
 - a. They
 - b. I
 - c. He
 - d. She
2. This _____ a calendar.
 - a. are
 - b. aren't
 - c. am
 - d. is
3. Those are _____.
 - a. student
 - b. pens
 - c. book
 - d. mechanic
4. A _____ is twenty-five cents.
 - a. quarter
 - b. nickel
 - c. dime
 - d. penny
5. The weekend is _____ days.
 - a. 5
 - b. 2
 - c. 3
 - d. 8
6. The chalkboard is _____ the wall.
 - a. in
 - b. under
 - c. on
 - d. at

7. Go to the lab _____ 10 o'clock.
- a. in
 - b. under
 - c. on
 - d. at
8. What are you?
- a. They're pilots.
 - b. He's a mechanic.
 - c. She's a student.
 - d. I'm a cook.
9. See you later.
- a. Okay. Goodbye.
 - b. Hello.
 - c. Good afternoon.
 - d. Fine, thanks.
10. What are these?
- a. That's a pen.
 - b. This is a book.
 - c. It's a quarter.
 - d. Those are dimes.
11. A: What's _____ name?
B: My name is Alan.
- a. your
 - b. my
 - c. his
 - d. her
12. A dollar is _____ cents.
- a. 25
 - b. 50
 - c. 10
 - d. 100
13. 35, 21, 7, and 16 are _____.
- a. money
 - b. alphabet
 - c. numbers
 - d. small letters

14. Are they cooks? No, they _____.
a. aren't
b. isn't
c. are
d. is
15. Today is Monday. _____ is Tuesday.
a. Day
b. Tomorrow
c. What
d. This
16. It's 9 _____.
a. letter
b. student
c. number
d. o'clock
17. How are you?
a. Okay. Goodbye.
b. Fine, thanks.
c. Hello.
d. See you later.
18. We _____ students.
a. are
b. am
c. isn't
d. is

EXERCISE H Practice the dialog with a partner.

John: Good morning! How are you?
Mark: Fine, thanks. How are you?
John: Fine, thanks. What's the time?
Mark: It's 7:30.
John: See you in class!
Mark: Okay. See you later.

EXERCISE I Answer the question with a complete sentence.

1. What is today?

2. What day is tomorrow?

3. What's your teacher's name?

4. Is your teacher in the classroom?

5. What's on your desk?

6. What is 100 pennies?

7. What is on the wall?

8. What's a quarter?

EXERCISE J Listen to two words. Circle S for same and D for different.

1. S D

6. S D

2. S D

7. S D

3. S D

8. S D

4. S D

9. S D

5. S D

10. S D

EXERCISE K Write the letter in the blank.

EXAMPLE: $\frac{P}{16}$ $\frac{E}{5}$ $\frac{N}{14}$ $\frac{N}{14}$ $\frac{Y}{25}$

$\frac{A}{1}$	$\frac{B}{2}$	$\frac{C}{3}$	$\frac{D}{4}$	$\frac{E}{5}$	$\frac{F}{6}$	$\frac{G}{7}$	$\frac{H}{8}$	$\frac{I}{9}$	$\frac{J}{10}$	$\frac{K}{11}$	$\frac{L}{12}$	$\frac{M}{13}$
$\frac{N}{14}$	$\frac{O}{15}$	$\frac{P}{16}$	$\frac{Q}{17}$	$\frac{R}{18}$	$\frac{S}{19}$	$\frac{T}{20}$	$\frac{U}{21}$	$\frac{V}{22}$	$\frac{W}{23}$	$\frac{X}{24}$	$\frac{Y}{25}$	$\frac{Z}{26}$

- $\frac{\quad}{4}$ $\frac{\quad}{9}$ $\frac{\quad}{13}$ $\frac{\quad}{5}$
- $\frac{\quad}{14}$ $\frac{\quad}{9}$ $\frac{\quad}{3}$ $\frac{\quad}{11}$ $\frac{\quad}{5}$ $\frac{\quad}{12}$
- $\frac{\quad}{17}$ $\frac{\quad}{21}$ $\frac{\quad}{1}$ $\frac{\quad}{18}$ $\frac{\quad}{20}$ $\frac{\quad}{5}$ $\frac{\quad}{18}$
- $\frac{\quad}{8}$ $\frac{\quad}{1}$ $\frac{\quad}{12}$ $\frac{\quad}{6}$ $\frac{\quad}{4}$ $\frac{\quad}{15}$ $\frac{\quad}{12}$ $\frac{\quad}{12}$ $\frac{\quad}{1}$ $\frac{\quad}{18}$
- $\frac{\quad}{4}$ $\frac{\quad}{15}$ $\frac{\quad}{12}$ $\frac{\quad}{12}$ $\frac{\quad}{1}$ $\frac{\quad}{18}$

EXERCISE L Listen. Write the word you hear.

- _____
- _____
- _____
- _____
- _____
- _____
- _____
- _____
- _____
- _____

EXERCISE M Choose a syllable to complete each word.

nic-	pen-	class-	win-
week-	ze-	Mon-	for-

Number 1 is an example.

- | | |
|------------------------|---------------|
| 1. _____ win _____ dow | 5. _____ end |
| 2. _____ day | 6. _____ ny |
| 3. _____ ty | 7. _____ ro |
| 4. _____ kel | 8. _____ room |







EXERCISE N Choose a syllable to complete each word.

-clock	mon-	-day
-peat	pic-	cir-

- | | |
|---------------|-------------|
| 1. _____ ey | 4. o' _____ |
| 2. _____ ture | 5. to _____ |
| 3. _____ cle | 6. re _____ |

EXERCISE O Choose a syllable to complete each word.

al-	-chan-	-mor-	-cor-
-am-	cal-	-teen	se-

- | | | |
|--|--|---|
| 1. me   ic | 5.  pha  bet | 8. se  ven  |
| 2. re _____ der | 6. _____ en dar | |
| 3. to _____ row | 7. _____ ven ty | |
| 4. ex _____ ple | | |

APPENDIX A Word List

A

a	1
A - G; a - g	1
A - Z; a - z	3
alphabet	1
am	2
and	2
are	2
aren't (are + not)	3
at (time)	4

B

barber	2
board	1
book	1
box	4

C

calendar	4
capital letter	1
cent	3
chair	1
circle	1
classroom	1
clock	1
close	1
cook	2

D

day	4
desk	1
dialog	4
dime	3
doctor	2
dollar	3
don't (do + not)	2
door	1

E

example	1
---------	---

F

Fine, thanks.	1
Friday	4

G

go (to)	1
(Good afternoon.	1
(Goodbye.	1
(Good morning.	1
(Go to the classroom at 7:30.	4

H

H - P; h - p	2
half dollar	3
he	3
he's (he + is)	3
Hello.	1
her	2
Her name is...	2
his	2
His name is...	2
How are you?	1

I

I	2
I'm (I + am)	2
in (location)	4
is	1
isn't (is + not)	3
it	1
it's (it + is)	1
It's (10:30).	4
It's (10) o'clock.	4

J

K

L

lab	1
letter	1
listen (to)	1
look (at)	1

M

map	1
mechanic	2
Monday	4
money	3
my	1
My name's...	1

N

name	1
nickel	3
no	3
not	3
notebook	1
number	1

O

o'clock	4
Okay.	1

on (location)	4	those	2
one thousand (1,000)	2	Thursday	4
open	1	time	4
P		to	1
pen	1	today	4
pencil	1	tomorrow	4
penny	3	Tuesday	4
picture	1	turn (off)	1
pilot	2	turn (on)	1
please	1	TV	2
put	4	twenty-one - one hundred; 21 - 100	2
Q		U	
Q - Z; q - z	3	under (location)	4
quarter	3	V	
R		W	
radio	2	wall	4
recorder	2	we	3
repeat	1	we're (we + are)	3
S		Wednesday	4
Saturday	4	week	4
See you later.	1	weekend	4
she	3	what	1
she's (she + is)	3	what's (what + is)	1
sir.	1	What's her name?	2
sit (down)	1	What's his name?	2
small letter	1	What's your name?	1
sound	4	What time is it?	4
spell	2	window	1
stand (up)	1	word	1
student	2	write	1
student control number (SCN)	3	X	
Sunday	4	Y	
T		yes	3
table	1	you	2
tape	2	you're (you + are)	2
teacher	2	your	1
television (TV)	2	Z	
that	1	zero - twenty; 0 - 20	1
that's (that + is)	1		
the	1	SYMBOLS	
these	2	¢	3
they	3	\$	3
they're (they + are)	3	=	3
this	1		

APPENDIX B Structure List

PART OF SPEECH	STRUCTURE	WORD OR SENTENCE PATTERN	LESSON
Adjectives	Possessive	my / your	1
Adjectives	Possessive	his / her	2
Nouns	Plural Forms	regular	2
Pronoun	Nonreferential <i>it</i>	It's a (noun).	1
Pronouns	Demonstrative	this / that	1
Pronouns	Demonstrative	these / those	2
Pronouns	Interrogative <i>what</i>	What is this / that?	1
Pronouns	Interrogative <i>what</i>	What are these / those?	2
Verb	BE	am / is / are	2
Verb	BE	am / is / are, contracted forms	3
Verb	BE	am / is / are + negative, and con- tracted forms	3
Verb	BE	am / is / are in short answers	3
Verb	BE	am / is / are in long answers	4
Verbs	Imperative Mood		1
Verbs	Imperative Mood (negative)		2

APPENDIX C Flash Cards

Bk 1 1:1	board	Bk 1 2:17	teacher
Bk 1 1:2	book	Bk 1 2:18	radio
Bk 1 1:3	chair	Bk 1 2:19	recorder
Bk 1 1:4	classroom	Bk 1 2:20	tape
Bk 1 1:5	clock	Bk 1 2:21	compact discs – CDs
Bk 1 1:6	desk	Bk 1 2:22	compact disc player
Bk 1 1:7	door	Bk 1 2:23	video cassette recorder – VCR
Bk 1 1:8	lab	Bk 1 2:24	television – TV
Bk 1 1:9	letter	Bk 1 3:1	cent
Bk 1 1:10	map	Bk 1 3:2	dime
Bk 1 1:11	notebook	Bk 1 3:3	dollar
Bk 1 1:12	number	Bk 1 3:4	half dollar
Bk 1 1:13	pen	Bk 1 3:5	nickel
Bk 1 1:14	pencil	Bk 1 3:6	penny
Bk 1 1:15	picture	Bk 1 3:7	quarter
Bk 1 1:16	table	Bk 1 3:8	box
Bk 1 1:17	window	Bk 1 4:1	9 o'clock
Bk 1 1:18	word	Bk 1 4:2	9:05
Bk 1 2:1	barber	Bk 1 4:3	9:40
Bk 1 2:2	barbers	Bk 1 4:4	10:15
Bk 1 2:3	cook	Bk 1 4:5	10:30
Bk 1 2:4	cook	Bk 1 4:6	10:45
Bk 1 2:5	cooks	Bk 1 4:7	week
Bk 1 2:6	doctor	Bk 1 4:8	Sunday
Bk 1 2:7	doctor	Bk 1 4:9	Monday
Bk 1 2:8	doctors	Bk 1 4:10	Tuesday
Bk 1 2:9	mechanic	Bk 1 4:11	Wednesday
Bk 1 2:10	mechanic	Bk 1 4:12	Thursday
Bk 1 2:11	mechanics	Bk 1 4:13	Friday
Bk 1 2:12	pilot	Bk 1 4:14	Saturday
Bk 1 2:13	pilots	Bk 1 4:15	The box is on the table.
Bk 1 2:14	student	Bk 1 4:16	The box is under the table.
Bk 1 2:15	students	Bk 1 4:17	The books are in the box.
Bk 1 2:16	students	Bk 1 4:18	The picture is on the wall.

Bk 1 4:19 cl
Bk 1 4:20 nt
Bk 1 4:21 sk
Bk 1 4:22 sp
Bk 1 4:23 pr
Bk 1 4:24 wr
Bk 1 4:25 ph
Bk 1 4:26 nd
Bk 1 4:27 re
Bk 1 4:28 ey
Bk 1 4:29 ar
Bk 1 4:30 ow
Bk 1 4:31 pe
Bk 1 4:32 or
Bk 1 4:33 el
Bk 1 4:34 bo

APPENDIX D The English Alphabet

TYPESCRIPT		HAND PRINTED		CURSIVE	
CAPITAL	SMALL	CAPITAL	SMALL	CAPITAL	SMALL
A	a	A	a	A	a
B	b	B	b	B	b
C	c	C	c	C	c
D	d	D	d	D	d
E	e	E	e	E	e
F	f	F	f	F	f
G	g	G	g	G	g
H	h	H	h	H	h
I	i	I	i	I	i
J	j	J	j	J	j
K	k	K	k	K	k
L	l	L	l	L	l
M	m	M	m	M	m
N	n	N	n	N	n
O	o	O	o	O	o
P	p	P	p	P	p
Q	q	Q	q	Q	q
R	r	R	r	R	r
S	s	S	s	S	s
T	t	T	t	T	t
U	u	U	u	U	u
V	v	V	v	V	v
W	w	W	w	W	w
X	x	X	x	X	x
Y	y	Y	y	Y	y
Z	z	Z	z	Z	z

APPENDIX E American English Sounds

English is not spelled phonetically. The same sound is spelled several different ways. For this reason it is helpful to assign separate symbols to each sound. The following is the International Phonetic Alphabet (IPA) system. Twenty-four (24) consonant symbols, eleven (11) vowel symbols, and five (5) symbols representing diphthongs are used to represent the significant sounds of American English.

These charts are only aids and not to be memorized. However, the students must be aware of the different sounds represented in these charts. They must be able to recognize and repeat them accurately.

VOWELS

Symbol	Examples
/i/	he, meet, teach, chief
/ɪ/	in, is, sit, big
/eɪ/	day, make, train, vein, steak
/ɛ/	met, let, said, bread
/æ/	cash, half, laugh, hand
/ɑ/	father, far, heart, pot, not
/ɔ/	all, saw, bought, caught
/oʊ/	go, know, coat, tow, pole
/ʊ/	book, took, good, should
/u/	food, blue, blew, do, soup
/ʌ/	cup, son, sun, enough
/aɪ/	I, nice, tie, buy, by, write
/ɔɪ/	noise, boy, point, oil
/aʊ/	out, now, town, mouth
/ə/	ago, alphabet, listen, student
/ɜ/	her, bird, doctor, earn

CONSONANTS

Symbol	Examples
/p/	past, stop, put, paper
/b/	bed, baby, barber, lab
/t/	take, sent, ten, gentle
/d/	date, student, do, hard
/k/	car, chemical, recorder, book
/g/	gas, eggs, dog, cigar
/m/	arm, my, number, from
/n/	no, line, find, noon
/ŋ/	sing, long, wrong, rank
/l/	well, laboratory, always, let
/r/	read, course, for, write
/f/	farmer, affirm, phone, laugh
/v/	very, give, live, seven
/θ/	thank, Thursday, bath, north
/ð/	the, this, these, weather
/s/	see, this, lesson, tapes
/z/	zero, rose, blows, dozen
/ʃ/	ship, nation, should, push
/ʒ/	pleasure, measure, usual
/h/	have, he, how, hot
/tʃ/	chair, teacher, picture, march
/dʒ/	judge, bridge, page, July
/w/	we, walk, wish, away
/j/	yes, you, yesterday, young

APPENDIX F List of Contractions

aren't	– (are not)	we'll	– (we will / we shall)
can't	– (cannot)	we're	– (we are)
couldn't	– (could not)	we've	– (we have)
didn't	– (did not)	what's	– (what is)
doesn't	– (does not)	where's	– (where is)
don't	– (do not)	who's	– (who is / who has)
hasn't	– (has not)	won't	– (will not)
haven't	– (have not)	wouldn't	– (would not)
he'd	– (he would / he had)	you'd	– (you would / you had)
he'll	– (he will)	you'll	– (you will)
he's	– (he is / he has)	you're	– (you are)
how's	– (how is)	you've	– (you have)
I'd	– (I would / I had)		
I'll	– (I will / I shall)		
I'm	– (I am)		
I've	– (I have)		
isn't	– (is not)		
it's	– (it is / it has)		
let's	– (let us)		
mustn't	– (must not)		
she'd	– (she would / she had)		
she'll	– (she will / she shall)		
she's	– (she is / she has)		
shouldn't	– (should not)		
that's	– (that is)		
they'd	– (they would / they had)		
they'll	– (they will / they shall)		
they're	– (they are)		
they've	– (they have)		
we'd	– (we would / we had)		

APPENDIX G Transparency Masters

The following transparency masters may be copied for use with an overhead projector:

Alphabet A – G; B1L1#1	123
Numbers 0 – 20; B1L1#2	125
Alphabet A – P; B1L2#1	127
Numbers 0 – 100; B1L2#2	129
Alphabet A – Z; B1L3#1	131

Alphabet

The letters A – G

a b c d e f g

A B C D E F G

Numbers

The numbers 0 – 20

0

1

2

3

4

5

6

7

8

9

10

11

12

13

14

15

16

17

18

19

20

Alphabet

The letters A – P

a b c d e f g h
i j k l m n o p

A B C D E F G H
I J K L M N O P

Numbers*The numbers 0 – 100*

0	1	2	3	4	5	6	7	8	9
10	11	12	13	14	15	16	17	18	19
20	21	22	23	24	25	26	27	28	29
30	31	32	33	34	35	36	37	38	39
40	41	42	43	44	45	46	47	48	49
50	51	52	53	54	55	56	57	58	59
60	61	62	63	64	65	66	67	68	69
70	71	72	73	74	75	76	77	78	79
80	81	82	83	84	85	86	87	88	89
90	91	92	93	94	95	96	97	98	99
100									

Alphabet

The letters A – Z

a b c d e f g h i j k l m
n o p q r s t u v w x y z

A B C D E F G H I J K L M
N O P Q R S T U V W X Y Z

HOMEWORK FOR BOOK 1 LESSON 1

EXERCISE A Use words, letters, and numbers from the box to fill in the table.

A		3		f
	the		E	
2		d		5
	b		classroom	
lab		go		what
	to		7	
8		C		9

letter	word	number
A	to	2

EXERCISE B Write the number of syllables in the word.

Number 1 is an example.

- | | | | |
|---------------|-----------------|--------------|-----------------|
| 1. hello | <u>2</u> | 5. letter | <u> </u> |
| 2. word | <u> </u> | 6. chair | <u> </u> |
| 3. my | <u> </u> | 7. classroom | <u> </u> |
| 4. television | <u> </u> | 8. open | <u> </u> |

EXERCISE C Write the words for the numbers.EXAMPLE: 6 = six

1 = _____

0 = _____

4 = _____

15 = _____

8 = _____

20 = _____

5 = _____

3 = _____

11 = _____

12 = _____

2 = _____

19 = _____

13 = _____

16 = _____

7 = _____

9 = _____

18 = _____

10 = _____

14 = _____

17 = _____

EXERCISE D Match the picture and the word. Then write the sentence.

a.



1. book

d.



2. notebook

b.



3. pencil

e.



4. chair

c.



5. table

f.




6. pen

EXERCISE E Match the picture and the sentence.


a.



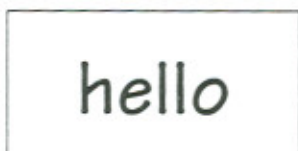
b.



c.



d.



e.



_____ 1. It's a window.

_____ 2. It's a lab.

_____ 3. It's a door.

_____ 4. It's a picture.

_____ 5. It's a classroom.

_____ 6. It's a word.


_____ 7. It's a letter.

_____ 8. It's a number.

_____ 9. It's a map.

_____ 10. It's a table.

f.



g.



h.



i.



j.



EXERCISE F Select the best answer.

EXAMPLE: What is your name?

- a. Fine, thanks.
- ☒ b. Bill.
- c. Good morning.
- d. How are you?

1. It's a _____.

- a. close
- b. pencil
- c. what
- d. my

2. That's a _____.

- a. repeat
- b. this
- c. please
- d. picture

3. Good morning.

- a. Okay. Goodbye.
- b. Hello. How are you?
- c. Good afternoon.
- d. Fine, thanks.

4. Listen to _____ teacher.

- a. at
- b. to
- c. the
- d. two

5. This is a _____.

- a. sir
- b. your
- c. open
- d. notebook

6. What is this?

- a. That is a number.
- b. Circle the word.
- c. Repeat.
- d. My name is Ted.

7. Open your book, _____.

- a. page
- b. example
- c. please
- d. picture

8. How are you?

- a. My name is Ted.
- b. Fine, thanks.
- c. Good afternoon.
- d. Goodbye.

9. _____ this?

- a. That's
- b. Is
- c. It's
- d. What's

10. What's that?


- a. It's a table.
- b. Good afternoon.
- c. Bill.
- d. two

EXERCISE G Look at the picture. Then circle the correct letter.

Number 1 is an example.



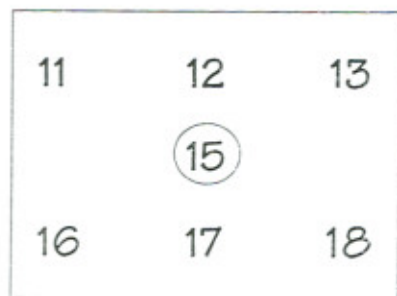
1. a. Look at the door.
b. Close the window.
c. Close the notebook.
d. Look at the book.



2. a. Look at the picture.
b. Look at the map.
c. Read the map.
d. Look at the window.




3. a. Sit down, please.
b. That is a lab.
c. This is Sam Smith.
d. Stand up, please.




4. a. Circle the number.
b. Read the word.
c. Circle the letter.
d. Write the number.

EXERCISE H Look at the picture. Then select the correct letter a, b, or d.


1. Circle the number



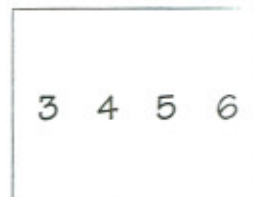
a



b



c




d

2. Write the word.



a



b



c

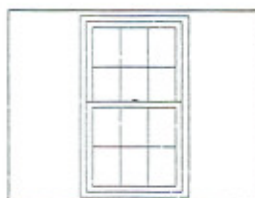


d

3. Open the door.



a



b



c



d

EXERCISE I Draw a line between the word pairs that match.

stand up

open

turn off

turn on

sit down

close

EXERCISE J

Look at the picture. Then circle the correct letter a, b, c, or d.


Number 1 is an example.

1.



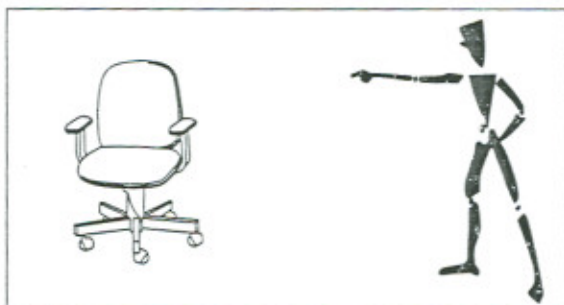
- a. This is my pen.
- b. That is my book.
- ☒ c. This is my book.
- d. That is my notebook.

2.




- a. This is your book.
- b. That is your notebook.
- c. This is my pencil.
- d. This is my notebook.

3.



- a. This is my chair.
- b. That is my table.
- c. That is your chair.
- d. This is your desk.

4.




- a. That is my chair.
- b. This is my chair.
- c. That is your chair.
- d. That is your desk.

EXERCISE K Write questions and answers.

Number 1 is an example.

1.



What is this?

It's a door.

2.



3.



4.



5.

word

HOMEWORK FOR BOOK 1 LESSON 2

EXERCISE A Write the sentence. Use the imperative with *please*.

EXAMPLES: open / door

Please open the door.

Open the door, please.

don't / close / window

Please don't close the window.

1. go / lab

2. don't / write / name

3. don't / look (at) / book

4. circle / letter

5. close / notebooks

6. don't / repeat / alphabet

7. spell / your / name

EXERCISE B Write sentences with *this* / *that* / *those*.

EXAMPLES:



This is a clock.



That is a clock.



These are two clocks.

Those are two clocks.




1. _____





2. _____



5

3. _____

3

9

4



4. _____



EXERCISE C Add an -s to change the word to the plural form.EXAMPLE: book books

1. clock _____

7. pencil _____

2. door _____

8. radio _____

3. lab _____

9. television _____

4. name _____

10. student _____

5. notebook _____

11. pilot _____

6. number _____

12. mechanic _____

EXERCISE D Write the numbers.EXAMPLE: 45 forty-five

50 _____

73 _____

80 _____

38 _____

47 _____

62 _____

75 _____

99 _____

33 _____

100 _____

88 _____


26 _____

EXERCISE E Look at the picture. Then use the name and write a sentence.



EXAMPLE:

Bob Bob is a pilot.



1. Jack _____



2. Mike _____



3. Ann _____



4. Steve _____




5. Tom _____



6. Don _____

EXERCISE F Look at the picture. Then circle the correct answer.

1.



- a. This is a pen.
- b. Those are pens.
- c. These are pens.
- d. That's a pen.

2.




- a. That's a book.
- b. Those are books.
- c. This is a book.
- d. These are books.

3.



- a. What are these?
- b. What's this?
- c. What's that?
- d. What are those?

4.



- a. What's this?
- b. What are these?
- c. What are those?
- d. What's that?

5.



- a. That's his chair.
- b. These are her chairs.
- c. This is her chair.
- d. Those are his chairs.

6.



- a. This is his book.
- b. That's her book.
- c. These are his books.
- d. Those are her books.

EXERCISE G Select the correct answer.

1. Ted: What is _____ name?
Mary: My name is Mary.
a. your
b. his
c. my
d. her
2. Sam: What is _____ name?
Ted: This is Don.
a. your
b. his
c. my
d. her
3. John: Please _____ close the door.
Open it.
Felix: Okay?
John: Yes, thank you.
a. don't
b. what
c. his
d. I'm

EXERCISE H Look at two letters. Circle S for same or D for different.

Number 1 is an example.

1.	o	p	S	D	9.	E	E	S	D
2.	K	K	S	D	10.	d	b	S	D
3.	m	n	S	D	11.	I	L	S	D
4.	B	P	S	D	12.	e	c	S	D
5.	F	F	S	D	13.	p	b	S	D
6.	i	j	S	D	14.	E	F	S	D
7.	a	q	S	D	15.	d	d	S	D
8.	G	C	S	D	16.	D	O	S	D

EXERCISE I Circle the same letter.

Number 1 is an example.

1.	k	h	k	b	7.	a	e	o	a
2.	G	C	D	G	8.	H	A	H	K
3.	M	N	M	A	9.	l	i	j	l
4.	c	c	e	g	10.	b	b	p	d
5.	P	B	F	P	11.	I	I	J	L
6.	D	O	D	C	12.	f	g	p	f

EXERCISE J Write each word in the correct column.

TV mechanic
cook pilot
radio student
I'm recorder

1 Syllable	2 Syllables	3 Syllables

HOMEWORK FOR BOOK 1 LESSON 3

EXERCISE A Change the sentences like the examples.

EXAMPLES: She's a cook. He's a cook. They're cooks.
They're doctors. He's a doctor. She's a doctor.

1. She's a pilot. He's a pilot. _____
2. He's a cook, and she's a cook. _____
3. He's a barber. She's a barber. _____
4. They're students. _____
5. They're teachers. _____
6. They're mechanics. _____
7. He's a doctor, and she's a doctor. _____
8. They're cooks. _____
9. They're pilots. _____
10. She's a student. He's a student. _____

EXERCISE B Look at the picture and write sentences.

Number 1 is an example.



1. These are pens.

They're not pencils.



2. _____



3. _____



4. _____



5. _____

EXERCISE C Look at the pictures and write sentences like the example.

Number 1 is an example.



1. _____ This is a nickel.
_____ It's five cents.



2. _____



3. _____




4. _____


EXERCISE D Write the word *is*, *are*, or *am*.

Number 1 is an example.

- | | |
|-----------------------------|---------------------------------|
| 1. <u>Are</u> you teachers? | 8. _____ these your pencils? |
| 2. _____ this Mr. Wilson? | 9. _____ I your student? |
| 3. _____ he a doctor? | 10. _____ they mechanics? |
| 4. _____ we students? | 11. _____ these your notebooks? |
| 5. _____ they teachers? | 12. _____ you a doctor? |
| 6. _____ this your pen? | 13. _____ John and Tom pilots? |
| 7. _____ this your book? | 14. _____ those your books? |

EXERCISE E Look at the pictures and answer the questions.

1. Is he a teacher?
- _____



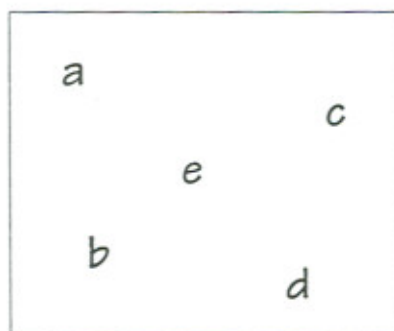
2. Are these chairs?
- _____



3. Are they teachers?



4. Is she a cook?



5. Are those numbers?



6. Are these numbers?

EXERCISE F Write questions for the answers you see.

Number 1 is an example.



1. Is she a teacher?

Yes, she is.



2. _____

No, it isn't.



3. _____

Yes, they are.



4. _____

No, they aren't.

EXERCISE G Circle the letter of the correct answer.

1. What are you?
 - a. You're a student.
 - b. Bill's a teacher.
 - c. I'm a student.
 - d. That's a student.
2. What am I?
 - a. Betty's a doctor.
 - b. She is a doctor.
 - c. This is a doctor.
 - d. You're a doctor.
3. What is Joe?
 - a. I'm a mechanic.
 - b. That's a mechanic.
 - c. You're a mechanic.
 - d. Joe's a mechanic.
4. What is Betty?
 - a. I'm a doctor.
 - b. She's a doctor.
 - c. You're a doctor.
 - d. Joe is a doctor.
5. What's that?
 - a. They're chairs.
 - b. It's a clock.
 - c. Joe's a mechanic.
 - d. They're students.
6. What are they?
 - a. That's a pen.
 - b. It's a pen.
 - c. They're pencils.
 - d. This is a chair.
7. What is Bob?
 - a. He's a barber.
 - b. You're a barber.
 - c. It's a barber.
 - d. That's a barber.
8. What is it?
 - a. Those are tables.
 - b. He's a doctor.
 - c. It's a pen.
 - d. They're tables.

EXERCISE H Circle the letter that is the same.

1. w | m v w u
2. C | O C G K
3. k | k h t x

4. q | p b q d
5. d | t b h d
6. F | T F E A

EXERCISE I Circle the letter that is different.

1. b d b b
2. o o a o
3. S Z S S

4. I I I L
5. h n n n
6. U V V V

EXERCISE J Look at two letters. Then circle S for same and D for different.

- | | | | |
|--------|-----|--------|-----|
| 1. l l | S D | 4. R P | S D |
| 2. j i | S D | 5. V U | S D |
| 3. g g | S D | 6. c c | S D |

EXERCISE K Write sentences with *isn't* and *aren't*.

Numbers 1 and 2 are examples.

1. Tom's a teacher.

Tom isn't a student.

2. They're my books.

They aren't her books.

3. You're a mechanic.

4. She's a pilot.

5. They're students.

6. That's your dollar.

7. You're a barber.

8. Those are my pencils.

HOMEWORK FOR BOOK 1 LESSON 4

EXERCISE A Write long answers.

Number 1 is an example.

1. Are you a student? (yes)

Yes, I'm a student.

2. Is she a doctor? (yes)

3. Is today Saturday? (no)

4. Are they doctors? (no)

5. Is the book on the desk? (yes)

6. Is tomorrow Friday? (yes)

7. Are the notebooks under the table? (no)

8. Are you a cook? (no)

9. Is that a map? (yes)

10. Is this a quarter? (yes)

EXERCISE B Write the missing letters.

_____ b _____ d e _____ g _____ i _____ k _____ m
n _____ p _____ r s _____ u v _____ x y _____

EXERCISE C Write the letters in alphabetical order.

EXAMPLE: b c a a b c

1. h i g _____

2. z x y _____

3. o m n _____

4. s r t _____

5. c e d _____

6. k j l _____

EXERCISE D Write the words in alphabetical order.

EXAMPLE: in clock his clock his in

1. tape wall map _____

2. example and money _____

3. Tuesday Monday Friday _____

4. week spell that _____

5. student cook pilot _____

6. penny quarter nickel _____

EXERCISE E Write the correct day.EXAMPLE: Today is Saturday. Tomorrow is Sunday.Tomorrow is Tuesday. Today is Monday.

1. Today is Tuesday. Tomorrow is _____.
2. Today is Thursday. Tomorrow is _____.
3. Today is _____. Tomorrow is Monday.
4. Today is _____. Tomorrow is Tuesday.
5. Today is Saturday. Tomorrow is _____.
6. Today is Monday. Tomorrow is _____.
7. The weekend is _____ and _____.

EXERCISE F Write the days of the week and numbers to make a calendar.

Sunday	Monday	Tuesday	Wednesday	Thursday	Friday	Saturday

EXERCISE G Look at two letters. Then circle S for same or D for different.

EXAMPLE:

	a	e	S	D					
1.	b	d	S	D	6.	P	P	S	D
2.	t	f	S	D	7.	Q	Q	S	D
3.	V	V	S	D	8.	k	h	S	D
4.	u	v	S	D	9.	J	J	S	D
5.	M	N	S	D	10.	g	p	S	D

EXERCISE H Circle the same letter.

EXAMPLE:

	b	l	p	b					
1.	f	t	f	l	6.	k	k	h	b
2.	p	b	p	g	7.	l	i	t	l
3.	T	T	F	J	8.	u	w	v	u
4.	m	m	n	h	9.	R	R	P	B
5.	A	N	O	A	10.	e	e	c	a

EXERCISE I Write the words in the column with their stress pattern.

Sunday
calendar
today
tomorrow
weekend
Wednesday
Saturday

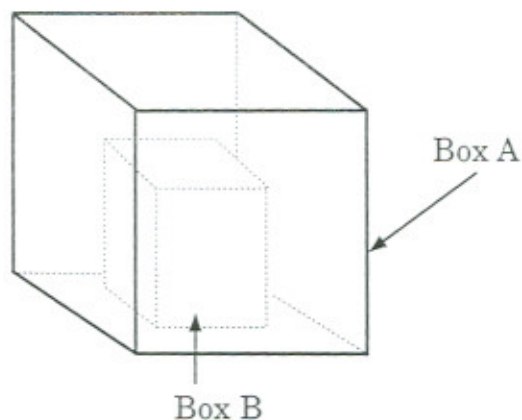
▲ ●	● ▲	▲ ● ●	● ▲ ●

KEY

▲ stressed syllable
● unstressed syllable

EXERCISE J

Look at the picture. Then circle the correct answer.



1. Box B _____.

- a. is under Box A
- b. is on Box A
- c. is in Box A



2. The box is _____.

- a. on the circle
- b. in the circle
- c. under the circle



3. Letter N is _____.

- a. on Letter A
- b. under Letter A
- c. in Letter A



4. The clock is _____.

- a. in the wall
- b. under the wall
- c. on the wall



5. The teacher is _____.

- a. in the classroom
- b. on the classroom
- c. under the classroom



6. The notebook is _____.

- a. on the pen
- b. under the pen
- c. in the pen

EXERCISE K Circle the letters that are the same as the first two.

EXAMPLE:	sl	st	sl	sh
1.	rp	rb	rp	np
2.	sn	sn	sm	sw
3.	lt	ft	ls	lt
4.	ch	ch	ck	sh
5.	nd	nt	nd	rd
6.	br	bl	pr	br

EXERCISE L Circle the letters that are the same as the first two.


EXAMPLE:	me	mu	mi	me
1.	bo	bu	bo	ba
2.	fi	fu	fi	fe
3.	ga	gu	go	ga
4.	ju	ju	je	ja
5.	pa	po	pa	pu
6.	ta	tw	tu	ta

EXERCISE M Write the time.



EXAMPLE:

It's four thirty.



EXERCISE N Unscramble the words and write them on the line.

Number 1 is an example.

- | | | | |
|--------------|-----|--------------|--|
| 1. amp | map | 9. ta | |
| 2. yadsneWde | | 10. ednur | |
| 3. sti odwn | | 11. draclane | |
| 4. yirFad | | 12. kesd | |
| 5. kweedne | | 13. datoy | |
| 6. uryadtaS | | 14. ni | |
| 7. rowotmor | | 15. dMaony | |
| 8. llwa | | 16. tpu | |

EXERCISE O Practice this dialog.

Student 1: Good morning.

Student 2: Good morning. How are you?

Student 1: Fine, thanks. And you?

Student 2: Okay. What day is it?

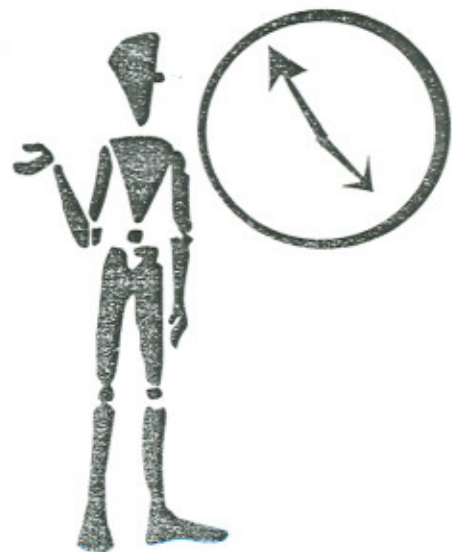
Student 1: Look at the calendar.

Student 2: Oh, it's Wednesday.

Student 1: Tomorrow is Thursday.


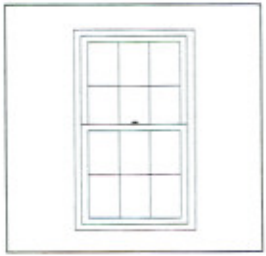














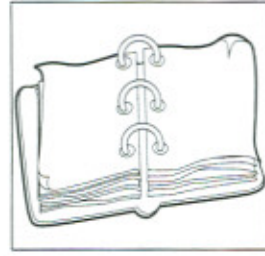



Student 2: What time is it?

Student 1: It's five to five.



EVALUATION EXERCISES FOR BOOK 1 LESSON 1


EXERCISE A Circle the correct letter.

1.	 <p>pen</p>			
	a	b	c	d
2.	 <p>pencil</p>			
	a	b	c	d
3.				
	a	b	c	d
4.				
	a	b	c	d
5.				
	a	b	c	d

EXERCISE B Listen. Circle the numbers you hear.

5	8	10	18
9	6	19	13
3	15	14	6
13	17	4	11
16	8	20	12

EXERCISE C Listen and write the number.



a. _____



b. _____



c. _____



d. _____

EXERCISE D Write the coordinate you hear. Then mark it on the grid.

Number 1 is an example.

1. e, A **A**
2. **B**
3. **C**
4. **D**
5. **E**
6. **F**
7. **G**
8.

					1		

a b c d e f g

EXERCISE E Listen and select the best answer.

How many syllables are in the word?

- | | | | |
|---------|---------|---------|---------|
| 1. a. 1 | 2. a. 1 | 3. a. 1 | 4. a. 1 |
| b. 2 | b. 2 | b. 2 | b. 2 |
| c. 3 | c. 3 | c. 3 | c. 3 |
| d. 4 | d. 4 | d. 4 | d. 4 |

EXERCISE F Listen and circle the correct letter.




1.

a

b

c




2.

a

b

c





3.

a

b

c



4.

a

b

c

EXERCISE G Select the best answer.

- | | |
|----------------------|------------------------|
| 1. Hello. | 4. It's a _____. |
| a. Good morning. | a. pen |
| b. Fine, thanks. | b. that |
| c. What is that? | c. write |
| d. It's a picture. | d. your |
| 2. What's that? | 5. How are you? |
| a. My name is Aldo. | a. Good morning. |
| b. How are you? | b. Fine, thanks. |
| c. Fine, thanks. | c. Hello. |
| d. It's a table. | d. My name is Bill. |
| 3. What's your name? | 6. That is _____ book. |
| a. Good afternoon. | a. what |
| b. Hello. | b. look at |
| c. Ted. | c. it |
| d. Good morning. | d. your |

EXERCISE H Listen and choose the stress pattern of the word you hear.

- | | |
|---------|---------|
| 1. a. ▲ | 2. a. ▲ |
| b. ▲ ● | b. ▲ ● |
| c. ● ▲ | c. ● ▲ |

EXERCISE 1 Look at the pictures and write questions and answers.



1. Question: _____ ?

Answer: _____ .



2. Question: _____ ?

Answer: _____ .




3. Question: _____ ?

Answer: _____ .

EVALUATION EXERCISES FOR BOOK 1 LESSON 2

EXERCISE A Listen and write the number under the correct picture.




a. _____



b. _____




c. _____



d. _____



e. _____



f. _____

EXERCISE B Listen and select the best answer.

How many syllables are in the word?

1. a. 1

b. 2

c. 3

d. 4

2. a. 1

b. 2

c. 3

d. 4

3. a. 1

b. 2

c. 3

d. 4

4. a. 1

b. 2

c. 3

d. 4

EXERCISE C Listen to the question. Circle the correct answer.

- | | |
|---|---|
| 1. a. It's a pilot.
b. I'm a mechanic.
c. Bill's a cook.
d. Those are doctors. | 4. a. These are tapes.
b. It's a pencil.
c. That's a radio.
d. You're a teacher. |
| 2. a. You're a barber.
b. It's a notebook.
c. Betty's a doctor.
d. I'm a mechanic. | 5. a. That's a pen.
b. You're a pilot.
c. He's a teacher.
d. Joe's a mechanic. |
| 3. a. This is a book.
b. These are recorders.
c. You're a student.
d. That's a notebook. | 6. a. It's a pen.
b. He's a doctor.
c. Those are students.
d. I'm a cook. |

EXERCISE D Listen and choose the stress pattern of the word you hear.

- | | |
|-----------|-----------|
| 1. a. ▲ ● | 2. a. ▲ ● |
| b. ● ▲ | b. ● ▲ |
| c. ▲ ● ● | c. ▲ ● ● |
| d. ● ▲ ● | d. ● ▲ ● |

EXERCISE E Look at two letters. Circle S for same or D for different.

Number 1 is an example.

- | | | | | | | | | | |
|----|---|---|---|----------|----|---|---|---|---|
| 1. | P | F | S | D | 5. | d | b | S | D |
| 2. | a | g | S | D | 6. | G | C | S | D |
| 3. | L | L | S | D | 7. | G | G | S | D |
| 4. | p | b | S | D | 8. | K | H | S | D |

EXERCISE F Circle the numbers you hear.

16	60	36	77
80	8	18	88
3	78	38	58
110	100	150	101
53	23	65	73
20	22	12	42

EXERCISE G Unscramble the word. Then write it on the line.

- EXAMPLE: lptoi pilot
1. oorcdt _____
2. hre _____
3. eesht _____
4. lleps _____
5. apet _____
6. rhceeta _____

EXERCISE H Look at the picture. Select the best answer.



1. a. a doctor
b. a cook
c. a pilot
d. a mechanic



2. a. a cook
b. a pilot
c. a teacher
d. a mechanic



3. a. doctor
b. a mechanic
c. a barber
d. a student



4. a. a cook
b. a pilot
c. a doctor
d. a barber



5. a. a cook
b. a teacher
c. a barber
d. a mechanic



6. a. a cook
b. a pilot
c. a mechanic
d. a student



7. a. a pilot
b. a cook
c. a doctor
d. a teacher

EXERCISE I Listen and write the words.


- | | |
|----------|-----------|
| 1. _____ | 7. _____ |
| 2. _____ | 8. _____ |
| 3. _____ | 9. _____ |
| 4. _____ | 10. _____ |
| 5. _____ | 11. _____ |
| 6. _____ | 12. _____ |

EXERCISE J Circle the letter that is the same.

Number 1 is an example.

- | | | | | | | | |
|------|---|---|----------|------|---|---|---|
| 1. g | a | p | g | 5. o | c | a | o |
| 2. h | h | k | l | 6. K | H | F | K |
| 3. M | N | H | M | 7. L | J | L | I |
| 4. F | P | B | F | 8. l | I | L | l |

EXERCISE K Look at the picture. Circle the correct letter.



1. a. These are tables.
b. That is a table.
c. Those are tables.
d. This is a table.




2. a. These are windows.
b. This is a window.
c. Those are windows.
d. That's a window.



3. a. This is a clock.
b. That's a clock.
c. These are clocks.
d. Those are clocks.



4. a. That is a book.
b. These are books.
c. This is a book.
d. Those are books.



5. a. This is his window.
b. That's her window.
c. That's his desk.
d. That's her desk.



6. a. That's his chair.
b. That's her chair.
c. That's his table.
d. That's her table.

EVALUATION EXERCISES FOR BOOK 1 LESSON 3

EXERCISE A Circle the letter of the correct answer.



1.

a

b

c

d




2.

a

b

c

d



3.

a

b

c

d



4.

a

b

c

d



5.

a

b

c

d

EXERCISE B Listen and select the best answer.

How many syllables are in the word?

- | | | | |
|---------|---------|---------|---------|
| 1. a. 1 | 2. a. 1 | 3. a. 1 | 4. a. 1 |
| b. 2 | b. 2 | b. 2 | b. 2 |
| c. 3 | c. 3 | c. 3 | c. 3 |
| d. 4 | d. 4 | d. 4 | d. 4 |

EXERCISE C Listen and choose the stress pattern of the word you hear.

- | | |
|-----------|-----------|
| 1. a. ▲ ● | 2. a. ▲ ● |
| b. ● ▲ | b. ● ▲ |
| c. ● ▲ ● | c. ● ▲ ● |
| d. ▲ ● ● | d. ▲ ● ● |

EXERCISE D Listen and write the words you hear.

- | | |
|----------|-----------|
| 1. _____ | 6. _____ |
| 2. _____ | 7. _____ |
| 3. _____ | 8. _____ |
| 4. _____ | 9. _____ |
| 5. _____ | 10. _____ |

EXERCISE E Look at the letters. Circle S for same and D for different.

1. h b | S D

2. m n | S D

3. c c | S D

4. t l | S D

5. i j | S D

6. p p | S D

EXERCISE F Circle the answer.

1. Is he a pilot?
a. No, he isn't
b. Yes, he is.
c. Yes, she is.



2. Is he a student?
a. Yes, he is.
b. No, he isn't.
c. Yes, it is.



3. Is she a pilot?
a. Yes, she is.
b. No, she isn't.
c. She's not a mechanic.



4. Is she a student?
a. Yes, she is.
b. She isn't a student.
c. No, she isn't.

EXERCISE G Look at the picture. Circle the correct letter.



1. a. They're doctors. They're not teachers.
b. They're teachers. They're not doctors.
c. They're students. They aren't teachers.



2. a. He isn't a barber. He's a doctor.
b. He's a barber. He isn't a doctor.
c. He's a doctor. He isn't a barber.



3. a. They're not pilots. They're mechanics.
b. They're mechanics. They are not pilots.
c. They're pilots. They aren't mechanics.



4. a. They're teachers. They aren't mechanics.
b. They're mechanics. They are not pilots.
c. They're pilots. They aren't mechanics.

EXERCISE H Look at the picture. Circle the correct letter.

1. a. a dollar
b. a nickel
c. a quarter



2. a. a dime
b. a penny
c. a half dollar



3. a. a dollar
b. a half dollar
c. a quarter



4. a. a dime
b. a nickel
c. a penny



EXERCISE I Listen to the question. Then circle the answer.

- | | |
|----------------------|------------------------|
| 1. a. Yes, it is. | 4. a. Yes, she is. |
| b. No, they're not. | b. No, he's not. |
| c. Yes, he is. | c. No, they aren't. |
| d. No, she isn't. | d. Yes, we are. |
| 2. a. Yes, we are. | 5. a. No, they aren't. |
| b. No, you aren't. | b. No, he isn't. |
| c. Yes, she is. | c. Yes, we are. |
| d. Yes, they are. | d. Yes, it is. |
| 3. a. No, she isn't. | 6. a. No, I'm not. |
| b. Yes, we are. | b. Yes, they are. |
| c. No, they aren't. | c. No, we aren't. |
| d. No, we're not. | d. Yes, she is. |

EXERCISE J Circle the letter that is the same.

- | | | | | | | | |
|------|---|---|---|------|---|---|---|
| 1. p | b | q | p | 4. d | p | d | q |
| 2. o | a | o | e | 5. F | T | E | F |
| 3. k | l | t | k | 6. V | W | N | V |

EXERCISE K Circle the letter that is different.

- | | | | | | | | |
|------|---|---|---|------|---|---|---|
| 1. f | t | f | f | 4. k | k | v | k |
| 2. m | m | m | n | 5. d | b | d | d |
| 3. l | i | i | i | 6. g | y | g | g |

EVALUATION EXERCISES FOR BOOK 1 LESSON 4

EXERCISE A Listen and circle the correct letter.



1.

a

b

c

d



2.

a

b

c

d



3.

a

b

c

d



4.

a

b

c

d

EXERCISE B Listen and select the best answer.

How many syllables are in the word?

- | | | | |
|---------|---------|---------|---------|
| 1. a. 1 | 2. a. 1 | 3. a. 1 | 4. a. 1 |
| b. 2 | b. 2 | b. 2 | b. 2 |
| c. 3 | c. 3 | c. 3 | c. 3 |
| d. 4 | d. 4 | d. 4 | d. 4 |

EXERCISE C Listen and choose the stress pattern of the word you hear.

- | | |
|-----------|-----------|
| 1. a. ▲ ● | 2. a. ▲ ● |
| b. ● ▲ | b. ● ▲ |
| c. ▲ ● ● | c. ▲ ● ● |
| d. ● ▲ ● | d. ● ▲ ● |

EXERCISE D Listen to the question and circle the best answer.

- | | |
|----------------------------------|------------------------------|
| 1. a. No, these aren't clocks. | 4. a. Yes, he's a cook. |
| b. Yes, they are clocks. | b. Yes, they are cooks. |
| c. Yes, it's a clock. | c. Yes, she's a cook. |
| d. No, they aren't clocks. | d. No, they aren't cooks. |
| 2. a. No, you aren't a mechanic. | 5. a. Yes, we are students. |
| b. No, I'm not a mechanic. | b. No, I'm not a student. |
| c. Yes, you are a mechanic. | c. Yes, I am a student. |
| d. Yes, we are mechanics. | d. No, they aren't students. |
| 3. a. Yes, you are on the table. | 6. a. Yes, he is. |
| b. No, it isn't on the table. | b. No, you're a teacher. |
| c. Yes, it's on the table. | c. No, he isn't. |
| d. No, they aren't on the table. | d. Yes, they are. |

EXERCISE E Listen and circle the best answer.

- | | |
|---|---|
| 1. a. Tuesday
b. Thursday
c. Wednesday
d. Friday | 3. a. Saturday
b. Thursday
c. Wednesday
d. Tuesday |
| 2. a. Monday
b. Sunday
c. Thursday
d. Saturday | 4. a. Saturday and Sunday
b. Friday and Saturday
c. Sunday and Monday
d. Monday and Friday |

EXERCISE F Circle the word or sentence that is different.

Number 1 is an example.

1. Good morning.	How are you?	fifty	Goodbye.
2. Wednesday	o'clock	Friday	Sunday
3. a	b	x	P
4. week	box	tomorrow	today
5. listen	circle	put	example
6. on the wall	under the table	okay	in the room

EXERCISE G Circle and write the correct letters to spell the word.

chalkboard

desk

clock

cent

please

student

1. de_____

-st

-sp

-sk

2. ce_____

-nd

-nt

-ne

3. _____alkboard

sh-

ch-

th-

4. _____udent

st-

sp-

sn-

5. _____ease

bl-

fl-

pl-

6. clo_____

-ck

-ch

-cl

EXERCISE H Circle and write the correct letters to spell the word.

thanks

teacher

window

doctor

calendar

under

1. und_____

-or

-ar

-er

2. teach_____

-or

-ie

-er

3. cal_____dar

-an-

-on-

-en-

4. _____ctor

do-

du-

di-

5. _____ndow

we-

wi-

wo-


6. th_____ks

-on-

-an-

-un-

EXERCISE 1 Look at the pictures and circle the correct answer.



1. The pencils are _____
- a. on the book.
 - b. in the book.
 - c. at the book.
 - d. under the book.



2. The calendar is _____
- a. at the notebook.
 - b. on the notebook.
 - c. in the notebook.
 - d. under the notebook.



3. The students are _____
- a. under the classroom.
 - b. in the classroom.
 - c. at the classroom.
 - d. on the classroom.



4. Go to the lab _____
- a. in 12:30.
 - b. at 12:30.
 - c. under 12:30.
 - d. on 12:30.